



Volkswagen



2015 Jetta

Engine	Part	Part Number	Quantity
2.0L CBPA	Oil Filter	06A-115-561-B	1
	VW 502 00 Use synthetic oil SAE 5W-40, SAE-5W-30	N/A	4.0L (4.2qt)
	Drain Plug Gasket	N-91086801	1
	Air Filter	1F0-129-620	1

Engine	Part	Part Number	Quantity
1.8L Turbo: CPKA, CPRA	Oil Filter	06L-115-562	1
	VW 502 00 Use synthetic oil SAE 5W-40, SAE-5W-30	N/A	5.5L (5.7qt)
	Drain Plug Gasket	N-0138157	1
	Air Filter	5C0-129-620	1

Engine	Part	Part Number	Quantity
2.0L Turbo GLI: CPLA, CPPA	Oil Filter	06L-115-562	1
	VW 502 00 Use synthetic oil SAE 5W-40, SAE-5W-30	N/A	5.5L (5.8qt)
	Drain Plug Gasket	N-0138157	1
	Air Filter	5C0-129-620	1

Engine	Part	Part Number	Quantity
1.4L Hybrid: CNLA	Oil Filter	04E-115-561-H	1
	VW 502 00 Use synthetic oil SAE 5W-40, SAE-5W-30	N/A	4.0L (4.2qt)
	Drain Plug + Gasket	N 90288901 N 0138157	1
	Air Filter	04E-129-620	1
	Fuel Filter (Every 20K miles)	1K0201051K	1



2015 Jetta



Engine	Part	Part Number	Quantity
2.0L TDI: CVCA <i>(California Emissions States only)</i>	Oil Filter	03N-115-562	1
	VW 507 00 Use synthetic oil SAE 5W-30	N/A	5.5L (5.8qt)
	Drain Plug Gasket	N-90813202	1
	Air Filter	1K0-129-620-D w/PR-0Y2	1
	Fuel Filter (20K Only)	5Q0127177	1

Engine	Part	Part Number	Quantity
2.0L TDI: CVCA	Oil Filter	03N-115-562	1
	VW 507 00 Use synthetic oil SAE 5W-30	N/A	5.5L (5.8qt)
	Drain Plug Gasket	N-90813202	1
	Air Filter	1K0-129-620-L w/PR-0Y3	1
	Fuel Filter (20K Only)	5Q0127177	1

2015	Engine Code		Torque Spec
Oil drain plug Torque	2.0L	CBPA	30 Nm
	1.8L	CPKA, CPRA	
	2.0L	CPLA, CPPA	
	1.4L Hybrid	CNLA	
	2.0L TDI	CVCA	
Wheel hub bolt Torque	2.0L	CBPA	120 Nm
	1.8L	CPKA, CPRA	
	2.0L	CPLA, CPPA	
	1.4L Hybrid	CNLA	
	2.0L TDI	CVCA	

Miscellaneous	Part	Part Number	Quantity
Miscellaneous	Pollen Filter (20K Only)	1K0-819-644-B w/ PR-9AK	1
	Pollen Filter (20K Only)	1K1-819-653-B w/o PR-9AK	1
	Driver's Wiper Blade (Left)	5C7-955-425-B	1
	Passenger's Wiper Blade (Right)	5C7-955-426-B	1

© 2019 Volkswagen Group of America, Inc. All rights reserved. Information contained in this document is based on the latest information available at the time of printing and is subject to the copyright and other intellectual property rights of Volkswagen Group of America, Inc., its affiliated companies and its licensors. All rights are reserved to make changes at any time without notice. No part of this document may be reproduced, stored in a retrieval system, or transmitted in any form or by any means, electronic, mechanical, photocopying, recording, or otherwise, nor may these materials be modified or reposted to other sites, without the prior expressed written permission of the publisher.



Volkswagen



2015 Jetta

Miscellaneous	Part	Part Number	Quantity
	Battery	000-915-105-DE-DSP (61AH/330A)	1
	Battery	000-915-105-DG-DSP (72AH/380A)	1
	Battery	000-915-105-CC-DSP (68AH/380A)	1

Revised 11/7/2019

Resetting the oil change service reminder

If the service was not performed by an authorized Volkswagen dealer or an authorized Volkswagen Service Facility, the oil change service reminder can be reset as follows:

Vehicles with Premium display:

1. Switch off the ignition.
 2. Press and hold the **0.0/SET** button in the instrument cluster.
 3. Switch on the ignition.
 4. Release the **0.0/SET** button.
 5. A confirmation message appears in the display. Confirm request with the **OK/RESET** in the windshield wiper lever or the **OK** button on the multi-function steering wheel.
-

Vehicles with Basic display:

1. Switch off the ignition.
 2. Push the **0.0/SET** button in the instrument cluster and hold down.
 3. Switch on the ignition.
 4. Release the **0.0/SET** button and push the **⏏/⏸** button in the instrument cluster within about 20 seconds.
-



Volkswagen



2015 Jetta


Resetting the inspection service reminder

If the service was not performed by an authorized Volkswagen dealer or an authorized Volkswagen Service Facility, the inspection service reminder can be reset as follows:

Vehicles with Premium display:

1. Switch off the ignition.
2. Switch on the emergency flashers.
3. Press and hold the **0.0/SET** button in the instrument cluster.
4. Switch on the ignition.
5. Release the **0.0/SET** button.
6. A confirmation message appears in the display. Confirm request with the **OK/RESET** in the windshield wiper lever or the **OK** button on the multi-function steering wheel.
7. Switch off the emergency flashers.

Vehicles with Basic display:



1. Switch off the ignition.
2. Switch on the emergency flashers.
3. Push the **0.0/SET** button in the instrument cluster and hold down.
4. Switch on the ignition.
5. Release the **0.0/SET** button and push the  button in the instrument cluster within about 20 seconds.
6. Switch off the emergency flashers.



2015 Jetta



Volkswagen

-  Do **not** reset the service reminder between service intervals; otherwise incorrect information will be displayed.
-  The service reminder disappears after a few seconds or after the **OK/RESET** button on the windshield wiper lever or the **OK** button on the multi-function steering wheel has been pushed.