



2015 Beetle/Beetle Convertible



Volkswagen

Engine	Part	Part Number	Quantity
1.8L Turbo: CPKA, CPRA	Oil Filter	06L115562	1
	VW 502 00 Use synthetic oil SAE 5W-40, SAE-5W-30	N/A	5.5L (5.7qt)
	Drain Plug Gasket	N-0138157	1
	Air Filter	5C0129620	1

Engine	Part	Part Number	Quantity
2.0L Turbo Diesel: CVCA	Oil Filter	03N115562	1
	VW 507 00 Use synthetic oil SAE-5W-30	N/A	5.5L (5.8qt)
	Drain Plug Gasket	N-90813202	1
	Air Filter	1K0129620D w/PR-0Y2	1
	Air Filter	1K0129620L w/PR-0Y3	1
	Fuel Filter (20K Only)	5Q0127177	1

Engine	Part	Part Number	Quantity
2.0L Turbo: CPLA, CPPA	Oil Filter	06K115562	1
	VW 502 00 Use synthetic oil SAE 5W-40, SAE-5W-30	N/A	5.5L (5.8qt)
	Drain Plug Gasket	N-0138157	1
	Air Filter	5C0129620	1

2015	Engine Code		Torque Spec	
Oil drain plug Torque	1.8L	CPKA,CPRA	M14 plug	30 Nm
			M24 plug	50 Nm
	2.0L	CPLA, CPPA	M14 plug	30 Nm
			M24 plug	50 Nm
	2.0L TDI	CVCA	M14 plug	30 Nm
			M24 plug	50 Nm
Wheel hub bolt Torque	1.8L	CPKA,CPRA	140 Nm	
	2.0L	CPLA, CPPA		
	2.0L TDI	CVCA		

<i>Miscellaneous</i>	Part	Part Number	Quantity
<i>Miscellaneous</i>	Pollen Filter	1K0819644B w/PR-9AB	1
	Pollen Filter	1K1819653B w/PR-9AK	1
	Wiper Blades (Left or Right)	5C1955425	1
	Battery	000915105DEDSP (61AH/330A)	1
	Battery	000915105CCDSP (68AH/380A)	1
	Battery	000915105DGDSP (72AH/380A)	1

Revised 11-7-2019


Resetting the oil change service reminder

If the service was not performed by an authorized Volkswagen dealer or an authorized Volkswagen Service Facility, the oil change service reminder can be reset as follows:

Vehicles with Premium display:

1. Switch off the ignition.
 2. Press and hold the **0.0/SET** button in the instrument cluster.
 3. Switch on the ignition.
 4. Release the **0.0/SET** button.
 5. A confirmation message appears in the display. Confirm request with the **OK/RESET** in the windshield wiper lever or the **OK** button on the multi-function steering wheel.
-

Vehicles with Basic display:

1. Switch off the ignition.
 2. Push the **0.0/SET** button in the instrument cluster and hold down.
 3. Switch on the ignition.
 4. Release the **0.0/SET** button and push the  button in the instrument cluster within about 20 seconds.
-


Resetting the inspection service reminder


If the service was not performed by an authorized Volkswagen dealer or an authorized Volkswagen Service Facility, the inspection service reminder can be reset as follows:


Vehicles with Premium display:

1. Switch off the ignition.
2. Switch on the emergency flashers.
3. Press and hold the **0.0/SET** button in the instrument cluster.
4. Switch on the ignition.
5. Release the **0.0/SET** button.
6. A confirmation message appears in the display. Confirm request with the **OK/RESET** in the windshield wiper lever or the **OK** button on the multi-function steering wheel.
7. Switch off the emergency flashers.

Vehicles with Basic display:

1. Switch off the ignition.
2. Switch on the emergency flashers.
3. Push the **0.0/SET** button in the instrument cluster and hold down.
4. Switch on the ignition.
5. Release the **0.0/SET** button and push the  button in the instrument cluster within about 20 seconds.
6. Switch off the emergency flashers.

 Do **not** reset the service reminder between service intervals; otherwise incorrect information will be displayed.

 The service reminder disappears after a few seconds or after the **OK/RESET** button on the windshield wiper lever or the **OK** button on the multi-function steering wheel has been pushed.