	GROUP Emissions Service Campaign	MODEL Multiple Models
	NUMBER SC169	DATE October 2019
VOLUNTARY EMISSIONS SERVICE CAMPAIGN		
SUBJECT: ENGINE OIL FILLER CAP INSPECTION AND/OR REPLACEMENT (SC169)		

This bulletin provides the procedure to inspect and, if necessary, replace the oil filler cap on some vehicle models listed below. The engine oil filler cap may contain a misprint of SAE Engine Oil Viscosity Number. Follow the procedure outlined in this bulletin to replace the oil filler cap.

Kia is requesting the completion of this Service Campaign on all affected vehicles, including dealer stock, prior to delivery. Before conducting the procedure, verify that the vehicle is included in the list of affected VINs.

Model	Model Year	Engine	Production Dates	Correct Oil Viscosity
Stinger (CK)	2018	3.3T	01/26/2018 – 03/23/2018	5W-30
Sedona (YP)	2019	3.3	02/13/2018 – 02/14/2018	
Cadenza (YG)	2018	3.3	02/06/2018 – 03/19/2018	
Sorento (UMa)	2019	3.3	03/21/2018 – 07/10/2018	
Optima (JFa)	2019	2.0T	05/22/2018 – 06/01/2018	



*** NOTICE**

To assure complete customer satisfaction, always remember to refer to WebDCS Warranty Coverage (validation) Inquiry Screen (Service → Warranty Coverage → Warranty Coverage Inquiry) for a list of any additional campaigns that may need to be performed on the vehicle before returning it to the customer.

File Under: <Emissions Service Campaign>

- Circulate To:**
 General Manager
 Service Manager
 Parts Manager
 Service Advisors
 Technicians
 Body Shop Manager
 Fleet Repair

SUBJECT:

ENGINE OIL FILLER CAP INSPECTION AND/OR REPLACEMENT (SC169)

Inspection Procedure:


1. Inspect the engine oil filler cap (A).
 - If the cap states, "5W-30", no further action is required.
 - If the cap does not state "5W-30", proceed to the replacement procedure below.



Stinger (CK) 3.3T engine is shown above for demonstration purposes only. Location of engine oil filler cap may vary on different models.

Replacement Procedure:

1. Replace the engine oil filler cap (A) with a new correctly printed cap, according to the table on page 1 of this bulletin.



Sorento 3.3L engine is shown above for demonstration purposes only. Location of engine oil filler cap may vary on different models.

FILLING OUT AND APPLYING THE CAMPAIGN COMPLETION LABEL:

The dealer must fill in the Dealer Code and Date information fields on the Campaign Completion Label. Once complete, affix the campaign completion label under the hood of the vehicle, as shown below.

Apply SC169 Campaign Completion Label onto the body in the area next to the shock tower, as shown. **NOTE: Be sure to clean the mounting surface to ensure proper label adhesion.**



SUBJECT:

ENGINE OIL FILLER CAP INSPECTION
AND/OR REPLACEMENT (SC169)

For California, Connecticut, Maine, Maryland, Massachusetts, New Jersey, Oregon, Pennsylvania, Rhode Island, Vermont, Washington, New York and Delaware:

VEHICLE EMISSION RECALL - PROOF OF CORRECTION CARD

A Vehicle Emission Recall - Proof of Correction card must be filled out for all vehicles registered in California, Connecticut, Maine, Maryland, Massachusetts, New Jersey, Oregon, Pennsylvania, Rhode Island, Vermont, Washington, New York and Delaware. Residents of these states, who own an affected vehicle, will be required to possess a Vehicle Emission Recall - Proof of Correction card as evidence of voluntary service campaign completion, when they apply for vehicle registration renewal.

WHAT TO DO WITH THE CARD:

The Vehicle Emission Recall - Proof of Correction card must be completed by the Dealership's Service Manager using a permanent ink pen. A fine point pen is recommended. When filling in the information, copy the information directly from the vehicle, not the repair order. **ALL INFORMATION MUST BE PRINTED AND NEAT.**

NOTE: DO NOT COMPLETE THE CARD UNLESS THE SERVICE CAMPAIGN WORK IS COMPLETED.

The copy of the card shown below indicates the areas to be filled in. Each area must be filled in. The completed card should be given to the owner of the vehicle upon completion of the Campaign and placement of the **Campaign Completion Label** outlined on Page 2.

Vehicle Emission Recall - Proof of Correction

License Number	Make	Year Model	Body Type	Vehicle Identification Number
				<input type="text"/> <input type="text"/> <input type="text"/> <input type="text"/> <input type="text"/> <input type="text"/> <input type="text"/> <input type="text"/> <input type="text"/> <input type="text"/> <input type="text"/> <input type="text"/> <input type="text"/> <input type="text"/> <input type="text"/> <input type="text"/> <input type="text"/> <input type="text"/> <input type="text"/> <input type="text"/> <input type="text"/>

Manufacturer Kia Motors America, Inc. Recall Number SC169

The above described vehicle has been repaired, modified and/or equipped with new emission control devices to meet applicable California Emission Control Laws.

Dealer's Name	Address, City, State and Zip
Dealership's Authorized Signature	
X	


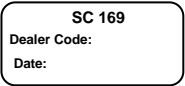

Return this certificate to DMV only when required - otherwise retain for your records.

SUBJECT: ENGINE OIL FILLER CAP INSPECTION AND/OR REPLACEMENT (SC169)

AFFECTED VEHICLE RANGE:

Model	Production Date Range
Stinger (CK)	January 26, 2018 through March 23, 2018
Sedona (YP)	February 13, 2018 through February 14, 2018
Cadenza (YG)	February 6, 2018 through March 19, 2018
Sorento (UMa)	March 21, 2018 through July 10, 2018
Optima (JFa)	May 22, 2018 through June 1, 2018

REQUIRED PART:

Part Name	Part Number	Figure
5W-30 Engine Oil Filler Cap	26510 26630QQK	
Campaign Completion Label	UT160 SC169	
Vehicle Emission Recall-Proof of Correction Card	UT161 SC000	

WARRANTY INFORMATION:

N Code: N99 C Code: C99

Model	Claim Type	Causal P/N	Qty.	Repair Description	Labor Op Code	Op Time	Replacement P/N	Qty.
CK, YP, YG	V	26510 26630	0	(SC169) Engine Oil Filler Cap Inspection Only	180088I0	0.2 M/H	N/A	0
				(SC169) Engine Oil Filler Cap Inspection & Replacement	180088R0	0.2 M/H	26510 26630QQK	1
UMa, JFa	V	26510 26630	0	(SC169) Engine Oil Filler Cap Inspection Only	180A20I0	0.2 M/H	N/A	0
				(SC169) Engine Oil Filler Cap Inspection & Replacement	180A20R0	0.2 M/H	26510 26630QQK	1

*** NOTICE**

VIN inquiry data for this repair is provided for tracking purposes only. Kia retailers should reference **SC169** when accessing the WebDCS system.