



Volkswagen



2017 Touareg

Engine	Part	Part Number	Quantity
3.6L: CGRA	Oil Filter	03H 115 562	1
	VW 502 00 Use synthetic oil SAE 5W-40, SAE-5W-30	N/A	6.7L (7.1qt)
	Drain Plug W/Gasket	N 908 132 02	1
	Air Filter	7P0 129 620 A	1

2017	Engine Code		Torque Spec	
<i>Oil drain plug Torque</i>	3.6L	CGRA	M14 plug	30 Nm
			M24 plug	50 Nm
<i>Wheel hub bolt Torque</i>	3.6L	CGRA	180 Nm	

Miscellaneous	Part	Part Number	Quantity
Miscellaneous	Pollen Filter	7P0 819 631	1
	Front Wiper Blades – Set	7P0 998 002	1
	Rear Wiper Blade – Set	7P6 955 427	1
	Battery (Amp. Req. Vary)	000 915 105 *	1
	Battery (Amp. Req. Vary)	5GM 915 105 *	1

*VIN Required

Revised 10/28/2019



2017 Touareg



Volkswagen

2017 Touareg Service Reminder Reset

Service reminder display

 Please first read the introductory information and heed the Warnings and Notice  in the owner's manual.

The service appointment reminder is shown in the instrument cluster display. For more information, please See \Rightarrow booklet *Warranty and Maintenance*.


Information on maintenance intervals \Rightarrow booklet *Warranty and Maintenance*.

For vehicles with **time- or distance- driven dependent service**, fixed service intervals are displayed.

Service reminder



If service is due in the near future, a **service reminder** is displayed when the ignition is switched on and **Service in --- mi or --- days (Service in --- km or --- days)** is shown on the instrument cluster display.

Service event

When **service is due**, an audible signal sounds when the ignition is switched on, and a flashing wrench symbol  is displayed for several seconds. For *vehicles with text messages*, **Service now** is indicated on the instrument cluster display.


Viewing service messages

Service messages can be viewed in the Infotainment System.

- Switch on the ignition.
- Press the  Infotainment button.
- Tap the  function key on the screen.

A **minus sign** in front of the number of miles (kilometers) or days means that **service is overdue**. **Service since --- mi or --- days (Service since --- km or --- days)** is shown on the display.



The service reminder disappears after a few seconds when the engine is running or the  button on the multi-function steering wheel has been pushed.

For current fluid capacity charts, please refer to the Maintenance section in Elsa.