



Technical Service Bulletin

87 Faint high-frequency noise in the instrument panel area during A/C operation

87 19 00 2056182/2 October 22, 2019. Supersedes Technical Service Bulletin Group 87 number 19-97 dated September 20, 2019 for reasons listed below.

Model(s)	Year	VIN Range	Vehicle-Specific Equipment
RS3	2017 – 2020	All	Not Applicable

Condition

REVISION HISTORY		
Revision	Date	Purpose
2	-	Revised header (Added MY 2020) Revised <i>Production Solution</i> (Statement is no longer applicable) Revised <i>Service</i> (Updated Part Number for locking fluid) Revised <i>Required Parts and Tools</i> (Updated Part Number for locking fluid and photo)
1	09/20/2019	Initial publication

The customer hears a faint, high-frequency noise from the instrument panel area when the air conditioning is active. The noise can even be heard from the rear ventilation outlet. The noise occurs at engine speeds from 1500 to 2000 rpm. If the air conditioning is switched off, the noise is eliminated. The symptom can be easily duplicated.

Technical Background

Based on the air conditioning compressor load requirements, in certain atmospheric conditions, high-frequency vibrations can be generated by the compressor are transferred into the refrigerant circuit inside the vehicle.

Production Solution

Not applicable.



Technical Service Bulletin

Service

Do not replace the air conditioning compressor for this condition. Compressor replacement will not eliminate this noise. Reproduce the customer concern. The solution described in this TSB is only relevant to the vehicles for which this TSB appears.

1. Install balance weight part number 5Q0 820 899 on the refrigerant line (Figure 1). Install the balance weight using 2 bolts part number WHT 003 121. Apply medium strength thread locking compound to the bolts such as locking fluid D 185 410 A2.




Figure 1. Balance weight positioning on the low side refrigerant line.

2. Tighten the bolts to 13 Nm (+/- 3 Nm).

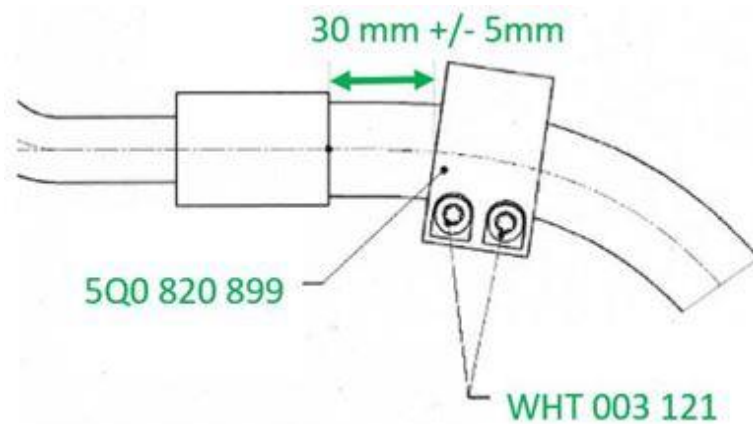


Figure 2. Specification for the positioning of the balance weight.




Technical Service Bulletin

Warranty

Claim Type:	<ul style="list-style-type: none">• 110 up to 48 Months/50,000 Miles.• G10 for CPO Covered Vehicles – Verify Owner.• If the vehicle is outside any warranty, this Technical Service Bulletin is informational only.		
Service Number:	8734		
Damage Code:	0020		
Labor Operations:	Install balance weight	8743 9999	20 TU
Diagnostic Time:	GFF	No allowance	0 TU
	Road test prior to the service procedure	No allowance	0 TU
	Road test after the service procedure	No allowance	0 TU
Claim Comment:	As per TSB #2056182/2		


All warranty claims submitted for payment must be in accordance with the *Audi Warranty Policies and Procedures Manual*. Claims are subject to review or audit by Audi Warranty.

Required Parts and Tools

The part numbers mentioned in this TSB are different than the ones listed in ETKA. Only use parts listed in this TSB, this includes superseding part numbers!		
Part Number	Part Description	Quantity
5Q0820899	 Balance weight	01



Technical Service Bulletin

WHT003121	 Bolt	02
D185410A2 (or equivalent medium strength thread locking fluid)	Liquid locking fluid	Shop supply
See ETKA	Fasteners, Bolts, Nuts, and Screws as needed per the Repair Manual	See ETKA/ELSA

Additional Information

All parts and service references provided in this TSB (2056182) are subject to change and/or removal.

©2019 Audi of America, Inc. All rights reserved. The information contained in this document is based on the latest information available at the time of printing and is subject to the copyright and other intellectual property rights of Audi of America, Inc., its affiliated companies and its licensors. All rights are reserved to make changes at any time without notice. No part of this document may be reproduced, stored in a retrieval system, or transmitted in any form or by any means, electronic, mechanical, photocopying, recording, or otherwise, nor may these materials be modified or reposted to other sites without the prior expressed written permission of the publisher.