



## Preliminary Information

### PIP5676A MIL Due To P06DE and may also have P0521

#### Models

Brand:	Model:	Model Years:	VIN:		Engine:	Transmissions:
			from	to		
Buick	Envision	2015 - 2019	All	All	LCV LTG	All
Buick	LaCrosse	2015 - 2019	All	All	LHN	All
Buick	Regal	2014 - 2019	All	All	LTG	All
Cadillac	ATS	2013 - 2019	All	All	LCV LTG	All
Cadillac	CT6	2016 - 2019	All	All	LTG	All
Cadillac	CTS	2014 - 2019	All	All	LTG	All
Chevrolet	Blazer	2019	All	All	LCV	All
Chevrolet	Camaro	2016 - 2019	All	All	LTG	All
Chevrolet	Colorado	2015 - 2019	All	All	LCV	All
Chevrolet	Equinox	2019	All	All	LTG	All
Chevrolet	Impala	2013 - 2019	All	All	LCV LKW	All
Chevrolet	Malibu	2013 - 2019	All	All	LCV LKW LTG	All
Chevrolet	Traverse	2017 - 2019	All	All	LTG	All
GMC	Acadia	2016 - 2019	All	All	LCV	All
GMC	Canyon	2015 - 2019	All	All	LCV	All
GMC	Terrain	2017 - 2019	All	All	LTG	All

<b>Involved Region or Country</b>	<b>North America</b>
<b>Condition</b>	A customer may come into the dealer for the check engine light being illuminated. The technician may find P06DE stored in the ECM as a history code. The technician may also find P0521 set in history with the P06DE.
<b>Cause</b>	The cause of this concern may be foreign material stuck between the cold start checkball and its seat.

#### **Correction:**

**The technician needs to follow SI diagnostics for P06DE.**

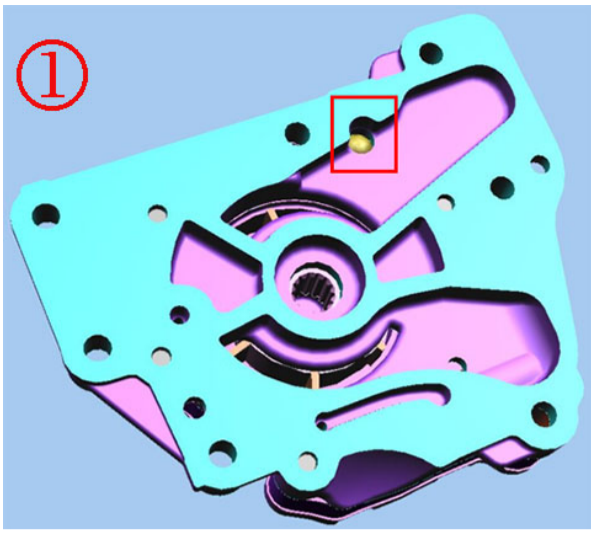
**When following SI diagnostics for P06DE, if diagnostics lead to inspecting the oil pump or the engine oil pressure is in specification but very low or below specification, inspect the cold start checkball and seat for having foreign material stuck between them. The checkball should be seated fully against the seat in the pump. Look very close because the foreign material can be very small.**

**If foreign material is found between the cold start checkball and seat, remove the foreign material and reinstall the engine oil pump and road test the vehicle.**


**If no foreign material is found between the cold start checkball and seat, replace the balancer assembly which includes the oil pump assembly.**

If P06DE continues to reset and following P06DE SI diagnostics again does not lead to a resolution, replace the engine assembly.

Engine oil pump cold checkball and seat location



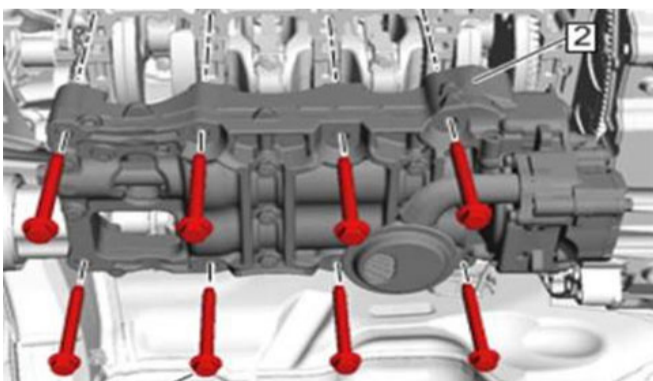
Foreign debris



The foreign debris can be very small



Balancer assembly which includes the engine oil pump assembly



Warranty Information

For vehicles repaired under the Powertrain coverage, use the following labor operation. Reference the Applicable Warranties section of Investigate Vehicle History (IVH) for coverage information.

Labor Operation	Description	Labor Time
4066070	Oil Pump Replacement	Use Published Labor Time
4066320	Balancer Shaft with Oil Pump Replacement	Use Published Labor Time

Labor Operation	Description	Labor Time
4067490	Engine Replacement	Use Published Labor Time

Version History

Version	2
Modified	09/16/2019 - Created on 09/23/2019 - Added additional labor operations



GENERAL MOTORS

© 2019 General Motors. All Rights Reserved.