

Technical BULLETIN

© 2019 YAMAHA MOTOR CORPORATION, U.S.A.

ALL YTD-COMPATIBLE MODELS

New YDT Special Tool and Bluetooth® Capabilities

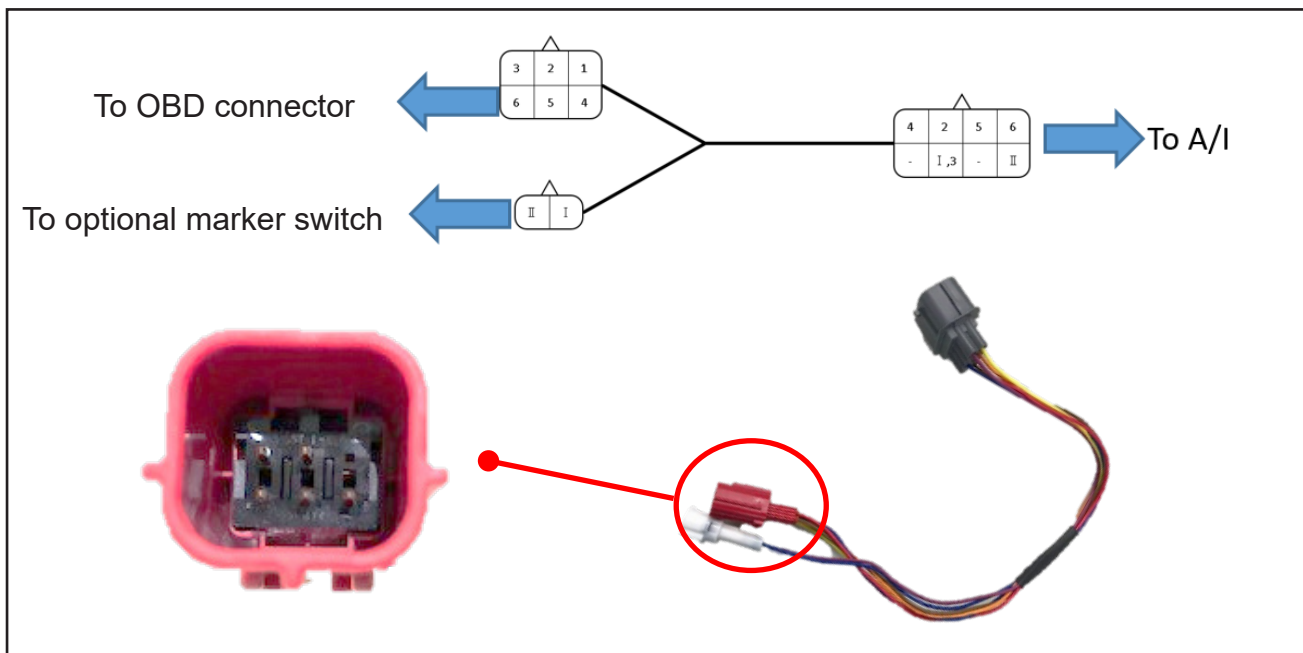
i INTRODUCTION

NEW 6-PIN SUB-LEAD HARNESS

Worldwide regulations will be requiring a standardized 6-pin OBD2 (on-board diagnostics) connector for on-road motorcycles. Because of this, a new Diagnostic Tool Sub-harness OBD (90890-03266-00) has been developed for the Yamaha Diagnostic Tool (YDT). This connector is first being used for 2020 YZF-R1 and YZF-R1M models.

This special tool has been classified as an essential service tool and will be automatically shipped to all motorcycle dealerships as part of the Essential Tool Program. It will be billed through your dealer's parts account at the essential tool price. If you are not a motorcycle dealer, the sub-lead harness will be sent when applicable as new models are introduced for your product lines.

This tool is available and shipped directly to your dealership by Yamaha Motor Corporation, U.S.A. (not K&L Supply Company). If you have any questions pertaining to this tool or need assistance with using it, contact your Motorsports Technical Advisor (MTA).



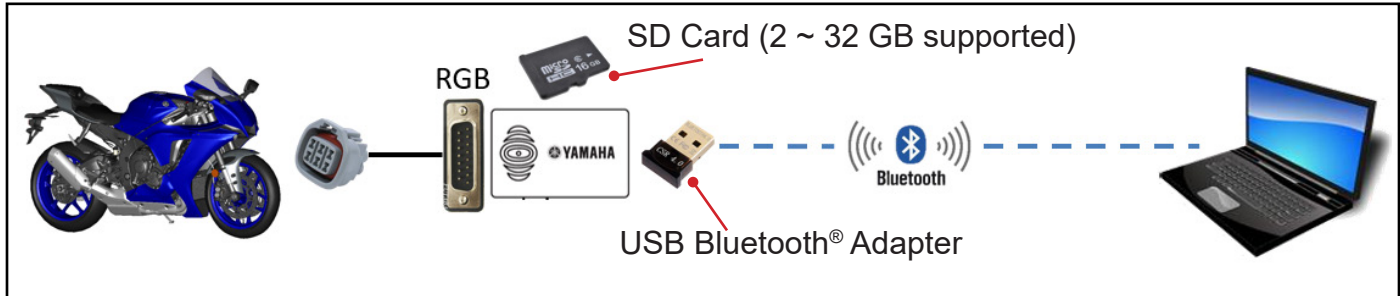
Part Number	Part Description	Qty	Essential Tool Dealer Cost
90890-03266-00	Diagnostic Tool Sub-harness OBD	1	\$33.97

NEW BLUETOOTH®-CAPABLE YDT INTERFACE

The adapter interface (AI) for the YDT tool has superseded to a version which includes new features such as Bluetooth® capabilities* and a removable SD card**. This new adapter interface will not be automatically shipped to your dealer unless it is part of a new dealer setup. If your dealer would like to upgrade your adapter interface to take advantage of the Bluetooth® capability, it will need to be ordered from Yamaha. If your dealer purchases this new AI, a Micro SD® card will need to be purchased and installed into the AI's SD card slot to enable the tool to function properly.

*Bluetooth® capability requires purchasing a USB Bluetooth® adapter.

**SD card not included.



Specifications for SD Card and Bluetooth® Adapter

Bluetooth Adapter	
Supported I/F	USB 2.0
Connector	Type A
Supported BT ver.	Ver. 4.0 and later
Supported Profile	SPP

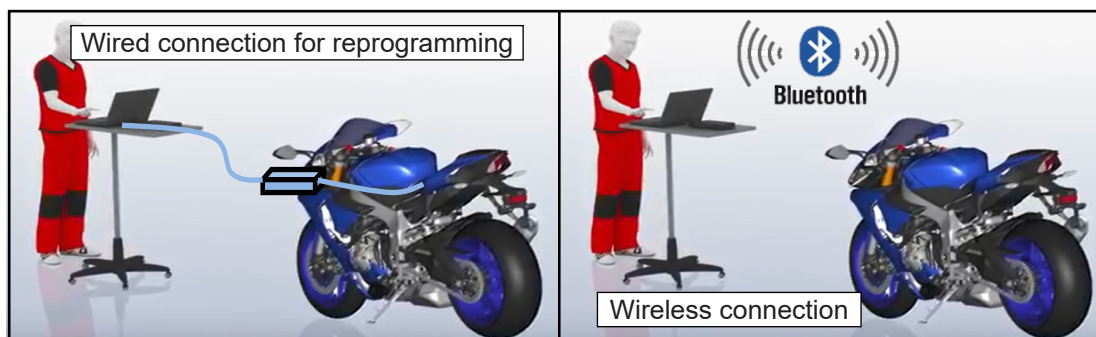
The Micro SD® memory card and Bluetooth Adapter are not available to purchase from Yamaha. These items should be purchased from a local or web based electronics retailer.

Micro SD Memory Card	
Connector	Micro SD®
Specification	SDHC
Capacity	2 GB ~ 32 GB


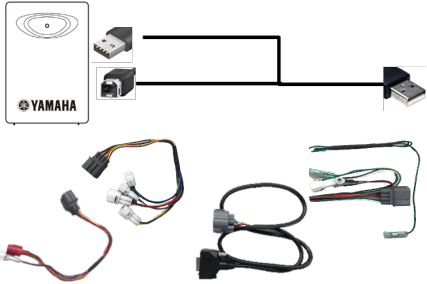





NOTICE:

When performing factory-directed and approved ECU reprogramming using the new type adapter interface, a wired connection must be used to ensure data is not corrupted during the ECU reprogramming process. For all other functions the Bluetooth connection can be utilized.



YDT related part number reference chart

Item	Part Number	Contents
YDT USB <ul style="list-style-type: none"> • Software only 	90890-03269-00	
YDT Adapter Interface <ul style="list-style-type: none"> • Includes AI adapter and all cables, including the new 6-pin sub-lead harness. • Ready for Bluetooth® functionality as noted on page 2. • Does not include FI diagnostic tool sub-lead for competition models. 	90890-03264-00	
YDT Harness Set <ul style="list-style-type: none"> • Replacement set of cables including the new 6-pin sub-lead. • Does not include FI diagnostic tool sub-lead for competition models. 	90890-03265-00	
YDT 6-Pin Sub-Lead Harness <ul style="list-style-type: none"> • New sub-lead only 	90890-03266-00	
FI Diagnostic Tool Sub-Lead <ul style="list-style-type: none"> • For connecting to competition models. Please reference M2019-001 for details 	90890-03212-00	

NOTE:

YDT tools available and shipped directly to your dealership by Yamaha Motor Corporation, U.S.A. (not K&L Supply Company).