



Service Bulletin

Bulletin No.: 18-NA-361

Date: August, 2019

TECHNICAL

Subject: Diagnostic Tip for Fuel System Contamination

Brand:	Model:	Model Year:		VIN:		Engine:	Transmission:
		from	to	from	to		
Chevrolet	Silverado	2017	2018			L5P	All
	Silverado 2500/3500	2019	2020				
	Silverado 4500HD, 5500HD and 6500HD	2019	2020			L5D	
GMC	Sierra	2017	2018			L5P	
	Sierra 2500/3500	2019	2020				

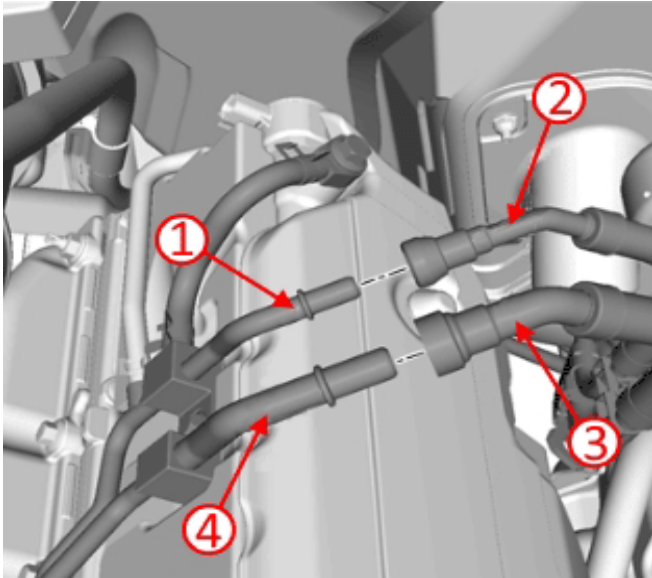
Involved Region or Country	North America, Israel	
Condition		
	5168457	
	Some technicians may find metal particles in the fuel system during diagnostics.	

Correction	If you encounter such a situation, DO NOT replace the fuel system as described in 16-NA-102. Please perform the following fuel system flushing procedure prior to performing further diagnostics Once the fuel system has been flushed, continue with diagnostics as described in SI.
-------------------	----------------------------------------------------------------------------------------------------------------------------------------------------------------------------------------------------------------------------------------------------------------------------------------------------

Fuel System Flushing Procedure

Note: Performing the test may aid in determining the source and section of the fuel system causing the contamination.

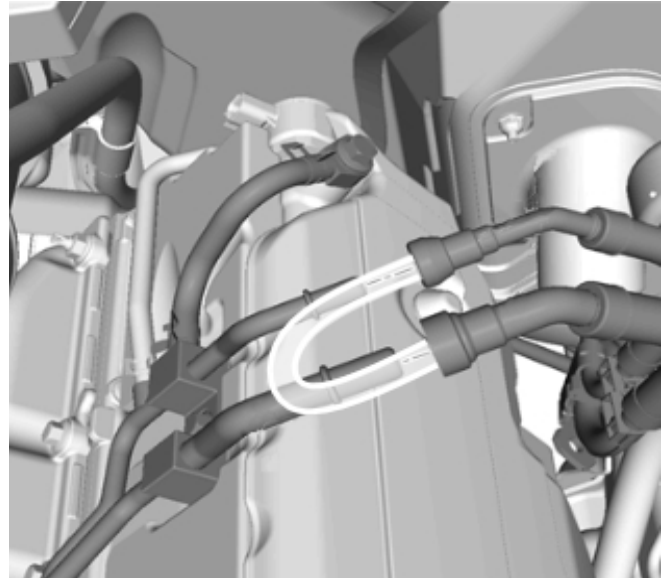
1. If removed, re-install the fuel filter.



5167517

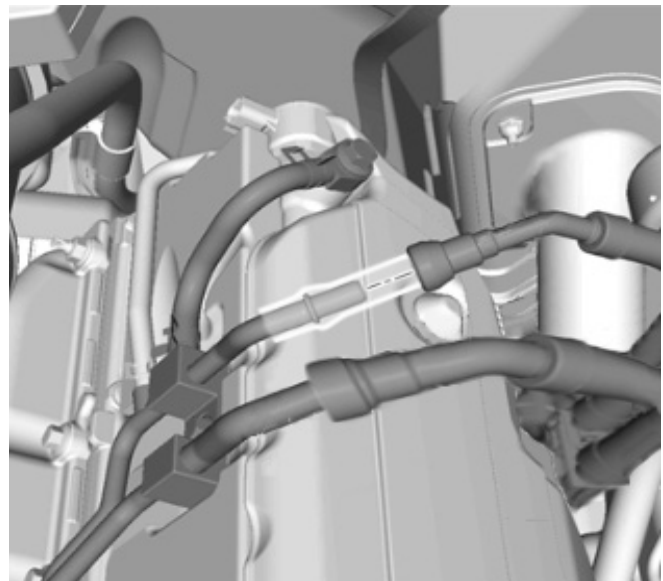
2. Disconnect the chassis side fuel feed hose (3) from the engine side fuel feed pipe (4).
3. Place the end of the chassis side fuel feed hose into a clean container and run the fuel pump to clean any debris left in the fuel lines, approximately 2-3 gallons.
4. Install new fuel filter.
5. Disconnect the chassis side fuel return hose (2) from the engine side return pipe (1).

Note: The white "Tubing" shown in the graphics below depict the route of the clear line, not the length.



5168476

6. Install a clear line between the fuel supply hose and the fuel return hose.
7. Run the fuel pump until the fuel runs clear in the line.



5168447

8. Connect the fuel supply hose to the engine supply pipe.
9. Install a clear line in series at the fuel return hose to the engine return pipe.
10. Run the fuel pump until the fuel runs clear in the line.

Reconnect all fuel lines and retest for any codes or symptoms in the vehicle.

Parts Information

No parts are required for this repair.

Version	3
Modified	Released December 10, 2018 Revised June 24, 2019 - Added 2020 to Model Year. Revised August 14, 2019 – Added 2019 and 2020 Silverado HD Models

