

Oil Change Maintenance Monitor Setup

Service Category General

Section Pre-Delivery Service

Market USA

Toyota Supports
 ASE Certification 

Applicability

YEAR(S)	MODEL(S)	ADDITIONAL INFORMATION
2020	Yaris HB MEX-Prod, Yaris SD MEX-Prod	

Introduction

2020 model year Yaris Sedan/Hatchback MEX-Prod vehicles are equipped with a multi-display capable of monitoring oil change intervals. As part of the Pre-Delivery Service (PDS) process, ensure the Oil Change Maintenance Monitor is properly set up.


Warranty Information

OP CODE	DESCRIPTION	TIME	OFF	T1	T2
N/A	Not Applicable to Warranty	–	–	–	–

Setup Procedure

1. On the home screen, press the leftmost icon labeled Applications.

Figure 1.

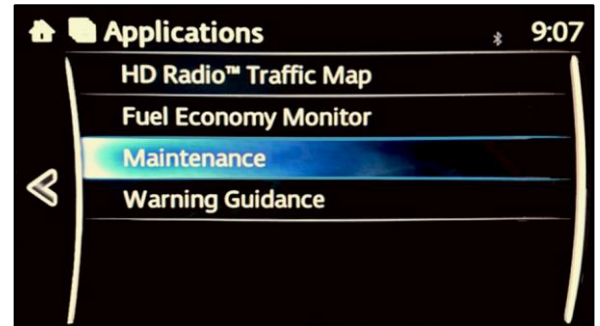


Oil Change Maintenance Monitor Setup

Setup Procedure (continued)

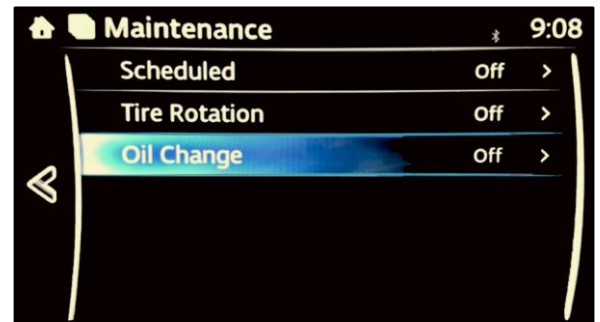
- In the Applications menu, press Maintenance.

Figure 2.



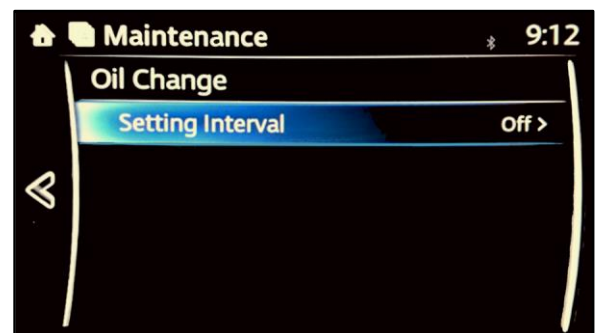
- In the Maintenance menu, press Oil Change.

Figure 3.



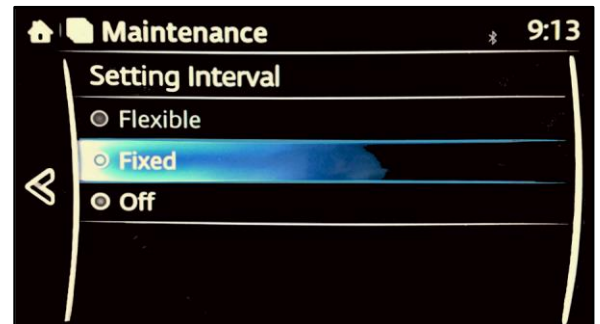
- Press Setting Interval.

Figure 4.



- Select Fixed.

Figure 5.

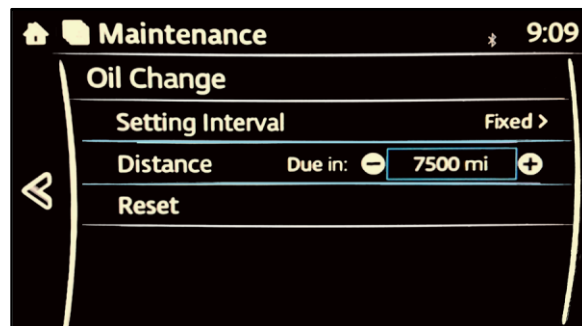


Oil Change Maintenance Monitor Setup

Setup Procedure (continued)

6. Change the distance setting to 7,500 miles using the "+" or "-" icons.

Figure 6.



7. Use the left arrow to return to the home screen.