

Date	Expiration	Release	Page
08.2019	08.2021	1	1(4)

First Release

08-23-19

MODIFICATION OF THE SMALL A/C COMPRESSOR HARNESS – VOLTA COMPRESSOR

Prevost vehicles


DESCRIPTION

On the vehicles affected by this bulletin, a modification of the small A/C compressor harness is necessary.

MODEL YEAR(S) AND VEHICLES INVOLVED

<i>NOTICE TO SERVICE CENTERS</i>		
<i>Verify vehicle eligibility by checking warranty bulletin status with SAP or via ONLINE WARRANTY SYSTEM available on Service / Warranty tab of Prevost website.</i>		
Model	VIN	
H3-45 VIP motorhomes Model Year : 2019 - 2020	2PCVS3493 <u>KC71</u> 0337	2PCVS349X <u>KC72</u> 0525
	2PCVS3496 <u>KC71</u> 0347	2PCVS3491 <u>KC72</u> 0591
	2PCVS3495 <u>KC71</u> 0369	2PCVS3490 <u>KC72</u> 0615
	2PCVS349X <u>KC71</u> 0383	2PCVS3493 <u>KC72</u> 0639
	2PCVS3496 <u>KC71</u> 0414	2PCVS3496 <u>LC72</u> 0748
	2PCVS3499 <u>KC71</u> 0441	2PCVS3493 <u>LC72</u> 0772
	2PCVS349X <u>KC71</u> 0495	
This bulletin does not necessarily apply to all the above-mentioned vehicles, some vehicles may have been modified before delivery.		

PROCEDURE

 DANGER
<p>Park vehicle safely, apply parking brake, stop engine. Prior to working on the vehicle, set the ignition switch to the OFF position and trip the main circuit breakers equipped with a trip button. On Commuter type vehicles, set the battery master switch (master cut-out) to the OFF position.</p> <p>Lock out & Tag out (LOTO) must be performed during set-up, maintenance or repair activities. Refer to your local procedure for detailed information regarding the control of hazardous energy.</p>

Date	Expiration	Release	Page
08.2019	08.2021	1	2(4)

PROCEDURE

1. Modify the harness as described in the following steps.
 - You will discard the diode. The clutch coil black wire will be routed directly to the connector while eliminating the two ground terminal connections identified with red arrows (figure 1).
 - You will need a PED connector extraction tool (figure 2).




FIGURE 1: ORIGINAL HARNESS



FIGURE 2: PED CONNECTOR EXTRACTING TOOL

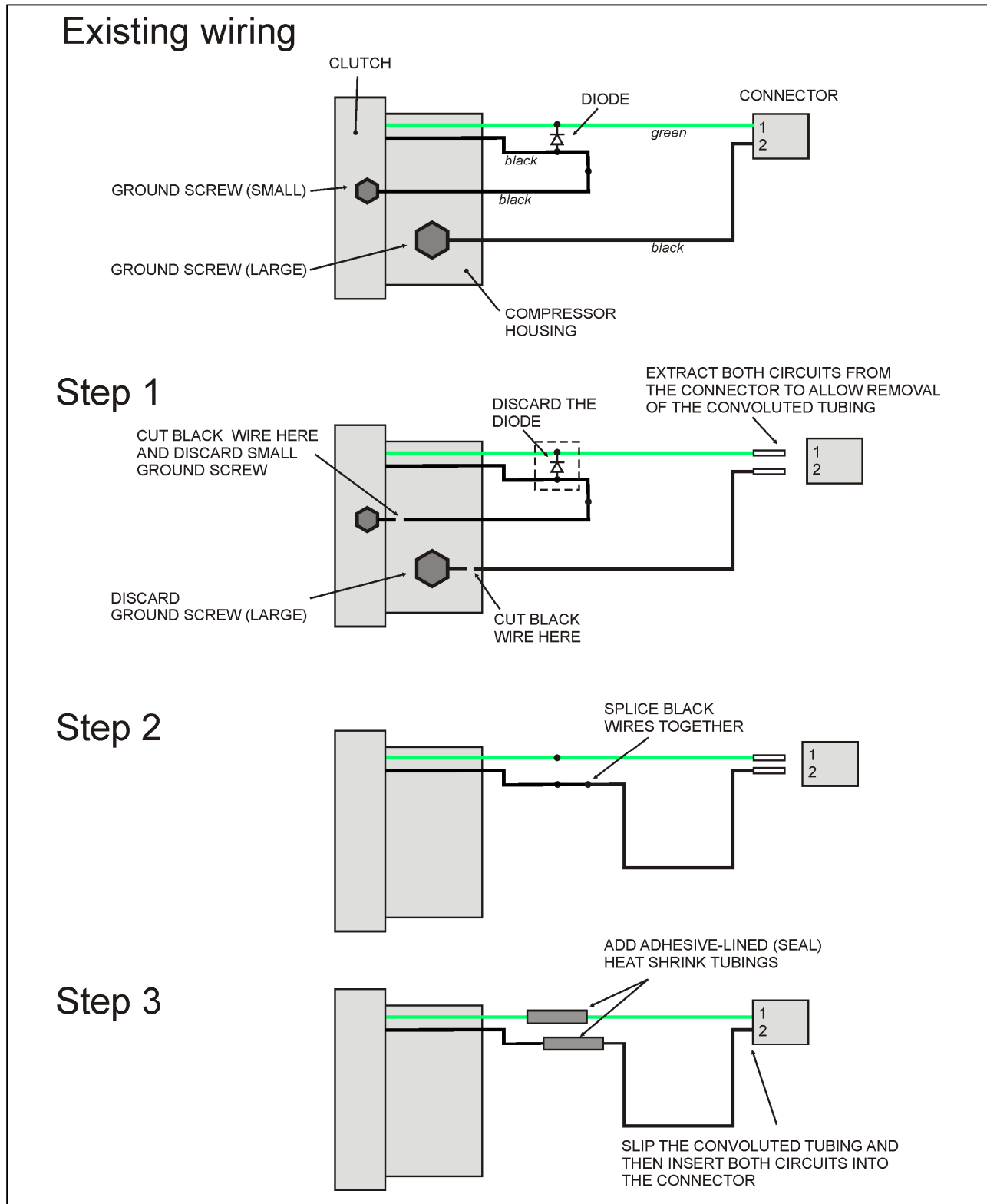


FIGURE 3

Date	Expiration	Release	Page
08.2019	08.2021	1	4(4)

PARTS / WASTE DISPOSAL

Discard waste according to applicable environmental regulations (Municipal/State[Prov.]/ Federal)

ESTIMATED TIME

The time required to perform this special bulletin is approximately ½ hour.

OTHER

VBC Bulletin	N/A
Fail Code	22.15
Defect Code	09
Syst. Cond	B
Causal Part	950436

Access all our Service Bulletins on
<http://techpub.prevestcar.com/en/>
or scan the QR-Code with your smart phone.



Prevest engages in a continuous program of testing and evaluating to provide the best possible product. Prevest, however, is not committed to, or liable for updating existing products.