



Technical Information Bulletin

01-073

Section

HVAC - 01

Subject

T680/T880/W990 HVAC Controller Software

Release Date

8/2/2019

Revision

08/21/2019: Updated Claim Type to N/E.

Condition

Customers may have one or more of the following issues:

- No Heat: In cold temperatures, HVAC system blows cold air at all temperature settings except 84°F (28.9°C).
 - Stuck in Defrost: The A/C and Recirculation buttons flash when pressed, disabling functionality, as if it were in defrost mode, even when it is in a different mode, such as panel.
 - Uncontrollable fan speed: The fan speed changes erratically and does not react to the fan speed control.
 - HVAC Door failure: The blend door may be held to tightly causing damage to the blend door.
-

Chassis Affected

All T680, T880, and W990 produced through 06/17/2019.

Action

Fix-As-Fail

If a customer comes into your dealership and demonstrates the condition above, update the HVAC software to the latest available version. Use the procedure below.

Warranty

Through Standard Warranty (includes Extended Warranty) Kenworth will pay for labor:

- 0.3 hours labor to update the HVAC module software. Use Quick Claim code 01073.
- File an additional claim for extraordinary circumstances. A quick claim for standard labor must be filed first.

Take-Off Parts Disposition: N/A

CLAIM CODING			
Failure Location:	001-006-004	Work Accomplished:	58
Failure Type:	363	Responsibility Code:	01
SRT Code:	045-066 0.3 hrs. Reflash CECU, ICU or Update ESA Parameters	Claim Type:	N/E

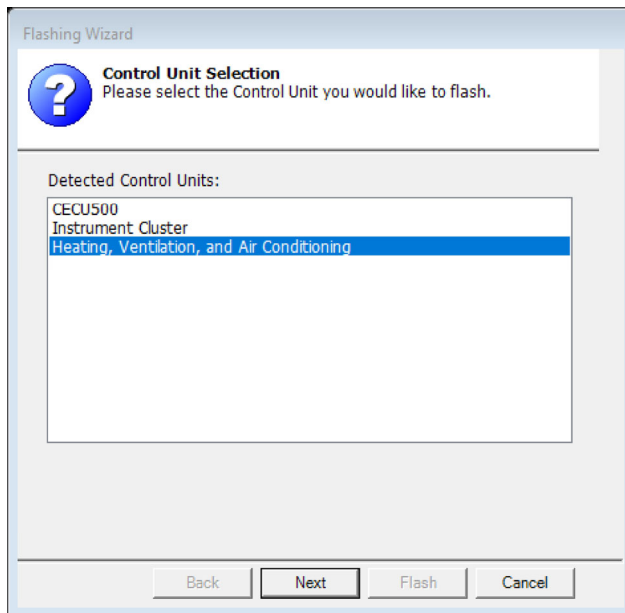
Background

At the time of publishing of this bulletin, P30-1033-107 is the latest available software version. An ESA update will be released in late Q3 2019 or early Q4 2019 that will remove all older versions of HVAC software. The older versions will no longer be available.


Procedure

Refer to TIB [03-064](#) for ESA best practices.


1. Ensure ESA is up-to-date.
2. Connect ESA to the chassis.
3. Update the HVAC Controller software to the latest available version. In ESA, click **Tools | Flashing**, then select **Heating, Ventilation, and Air Conditioning** from the Flashing Wizard window.



4. Select the latest available software version from the Version Selection window.

 NOTE
<p>At the time of publishing of this bulletin, P30-1033-107 is the latest available software version. An upcoming ESA release, scheduled for late Q32019 to early Q42019 will remove all previous versions of HVAC software and they will no longer be available.</p>

Flashing Wizard

 **Version Selection**
Please choose the software version to flash to the control unit.

Current Version on Vehicle: P30-1033-106

Version	Release Date
P30-1033-107	2/13/2019
P30-1033-106	10/6/2016
P30-1033-102	2/1/2013
P30-1033-101	5/3/2012
P30-1033-006	3/9/2012

[View Release Notes](#)

5. Click **Flash** to update the software.
6. Disconnect ESA.

Authored by: OF

Access to PACCAR's Enterprise Portal is provided as a benefit of doing business with PACCAR. All applications and content accessed through this system are confidential and proprietary and the property of PACCAR Inc and its suppliers, and must be kept strictly confidential pursuant to the contract licensing such access. Disclosure, publication, release or distribution of any material found on PACCAR systems to any person other than employees with a need to know such information is strictly prohibited. All activity on this system is monitored. If PACCAR suspects or discovers any unauthorized activity, access may be immediately terminated without prior notification. Violators may be subject to legal action.

© Copyright 2019 PACCAR Inc. All rights reserved. We welcome your [feedback](#) on this page. For technical questions or concerns about this page, please contact the [DealerNet Webmaster](#).



01-073

Section

01 - HVAC

Description

Model 579/567 HVAC Controller Software Update

Release Date

8/5/2019

Introduction

The HVAC system, on model 579 and 567 vehicles manufactured from 1/20/2012 to 6/17/2019, may have inadequate temperature control, be stuck in Defrost mode, or have intermittent changes in fan speed.

An ESA release will implement in late Q3 2019 or early Q4 2019 that will make the only the latest version of HVAC software available. Older versions of HVAC software will no longer be available.

Resolution

FIX-AS-FAIL


If a customer comes into your dealership and demonstrates one of the following conditions, update the HVAC software.

- No Heat: In cold temperatures, HVAC system blows cold air at all temperature settings except 84°F (28.9°C)
 - Stuck in Defrost: The A/C and Recirculation buttons flash when pressed, disabling functionality, as if it were in defrost mode, even when it is in a different mode, such as [panel](#) mode
 - Uncontrollable fan speed: The fan speed changes erratically and does not react to the fan speed control
 - HVAC Door failure: The blend door may be held too tightly causing damage to the blend door
-

Warranty

Through Standard Warranty Peterbilt will pay for labor:

- 0.3 hours labor to update the HVAC module software. Use Quick Claim code 01073
- File an additional claim for extraordinary circumstances, referencing 01-073 in the CCC. A quick claim for standard labor must be filed first.



For Field...	Enter...
Failure Location	001-006-004
Failure Type	700
Claim Type	N
SRT: 045-066	0.3 hours to Reflash CECU, ICU, or Update ESA Parameters

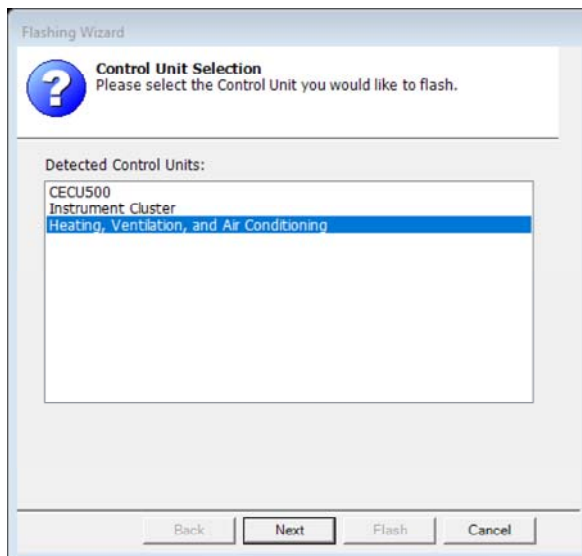
Parts

No parts – Software only.


Procedure

Refer to ESA Best Practices bulletin [03-064](#).


1. Ensure ESA is up-to-date.
2. Connect ESA to the chassis.
3. Update the HVAC Controller software to the latest available version. In ESA, click **Tools | Flashing**, then select **Heating, Ventilation, and Air Conditioning** from the Flashing Wizard window.



4. Select the most current software version from the Version Selection window.

	NOTE
The latest version, as of the publish date off this bulletin, is P30-1033-107. Install the most current version that is available.	

Flashing Wizard

 **Version Selection**
Please choose the software version to flash to the control unit.

Current Version on Vehicle: P30-1033-106

Version	Release Date
P30-1033-107	2/13/2019
P30-1033-106	10/6/2016
P30-1033-102	2/1/2013
P30-1033-101	5/3/2012
P30-1033-006	3/9/2012

[View Release Notes](#)

5. Click Flash to update the software.
6. Disconnect ESA.

Authored by: PR

Access to PACCAR's Enterprise Portal is provided as a benefit of doing business with PACCAR. All applications and content accessed through this system are confidential and proprietary and the property of PACCAR Inc and its suppliers, and must be kept strictly confidential pursuant to the contract licensing such access. Disclosure, publication, release or distribution of any material found on PACCAR systems to any person other than employees with a need to know such information is strictly prohibited. All activity on this system is monitored. If PACCAR suspects or discovers any unauthorized activity, access may be immediately terminated without prior notification. Violators may be subject to legal action.

© Copyright 2019 PACCAR Inc. All rights reserved. We welcome your [feedback](#) on this page. For technical questions or concerns about this page, please contact the [DealerNet Webmaster](#).