



91-19-01 - MIB2 PQ Composition Media and Discover Media Radio Malfunctions

Release date: 8/27/2019

Condition

Applicable Vehicles

Model(s)	Year	Eng. Code	Trans. Code	VIN Range From	VIN Range To
Beetle, Beetle Cabrio, CC, Jetta, Passat, Tiguan	2016	All	All	All	All

Revision Table

Instance Number	Published Date	Version Number	Reason For Update
2055729/2	8/27/19	91-19-01	PR Code Metadata adjustment.
2055729/1	7/29/19	91-19-01	Original publication.



Note:

This bulletin only applies to vehicles equipped with PR code(s) 7UQ or I7B.

In addition to the symptoms listed below, this programming update proactively improves other radio characteristics.

The customer may report one or more of the following symptoms:

- Apple Car-Play fails to connect.
- Android Auto fails to connect.
- Display goes blank or black.
- Abnormal noise(s) such as cracking from speakers.
- Subwoofer settings are missing from the audio menu.
- Park Pilot is not available.
- Backup camera image is not displayed

Technical Background

This procedure resolves the concern(s) specified above by updating the MIB2 PQ radio software to the latest level **0253**.

Production Solution

NA.

**91-19-01 - MIB2 PQ Composition Media and Discover Media Radio Malfunctions**

Release date: 8/27/2019

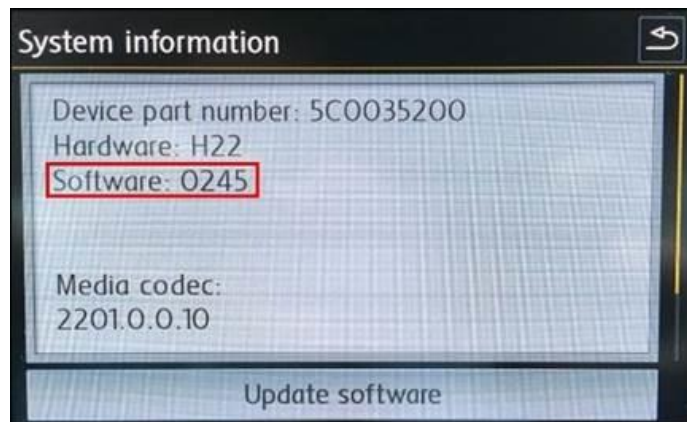
Service

**Note:**

This technical bulletin must be read in its entirety before attempting the software update.

Software Update Procedure

- Connect Midtronics InCharge 940 (INC 940) or GRX3000VAS Tester/Charger to the vehicle's 12 volt battery.
- Switch the ignition to the ON position.
- Switch ON the radio.
- Check the Software Version by pressing the "Menu" button.
- Page over in the Infotainment menu then select "Setup" from the touchscreen menu.
- In "System Settings", scroll down to select "System information" from the touchscreen menu.
- If the current software level is lower than **0253**, proceed with this Technical Bulletin.
- If the current software level is greater than or equal to **0253**, this work procedure does not apply.

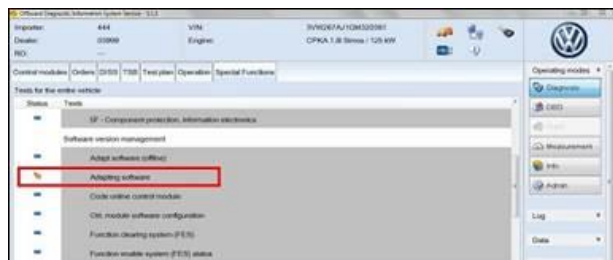


Create the SD card with the SD Creator:

- Refer to Technical Bulletin 00-19-04 Set Up SD Creator to Obtain Software Updates (2054866).
- Use SD card part number **3G0.919.360.DP**

Update Programming:

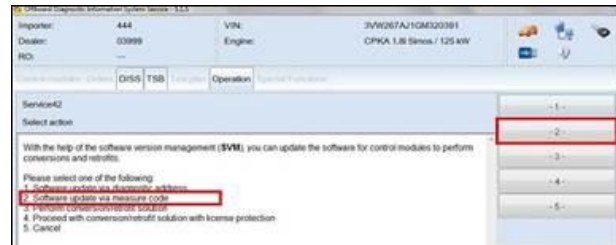
- Connect the ODIS tester to the vehicle's Data Link Connector (DLC).
- Initiate Guided Fault Finding (GFF) and allow the tester to complete interrogation of all modules.
- Once interrogation is complete, click on the "Special Functions" tab.
- Under "5F – Component Protection, information electronics", select "Adapting software".



**91-19-01 - MIB2 PQ Composition Media and Discover Media Radio Malfunctions**

Release date: 8/27/2019

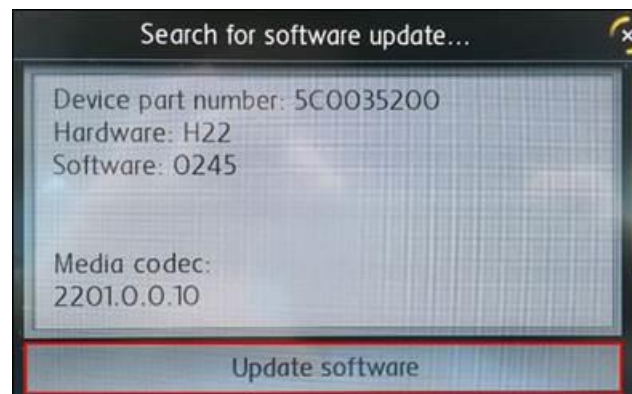
- From the SVM menu screen, select option 2 “Software update via measure code”.
- Enter Geko ID whenever prompted throughout the software update process.
- When prompted, enter measure code **P15T**.



- When prompted, select option 2 for “SD 1”.
- Insert SD card **3G0.919.360.DP** into the SD 1 card reader.
- Confirm all additional prompts on the ODIS tester whenever prompted.



- Select “Update software” on the MIB display.
- Proceed with the update, confirming any responses on the MIB display whenever prompted.
- Allow the software update to complete.



- Once the update is complete, exit GFF and remove the SD card.



91-19-01 - MIB2 PQ Composition Media and Discover Media Radio Malfunctions

Release date: 8/27/2019

Warranty

To determine if this procedure is covered under Warranty, always refer to the Warranty Policies and Procedures Manual ¹⁾					
Model(s)	Year(s)	Eng. Code(s)	Trans. Code(s)	VIN Range From	VIN Range To
Beetle, Beetle Cabrio, CC, Jetta, Passat, Tiguan	2016	All	All	All	All
SAGA Coding					
Claim Type:	Use applicable Claim Type ¹⁾				
Service Number:	Damage Code	HST		Damage Location (Depends on Service No.)	
9130	0039	--		--	
Parts Manufacturer	Beetle, Beetle Cabrio, CC, Jetta, Passat, Tiguan			YD5 ²⁾	
Labor Operation ³⁾ : Update Programming			91302599 = 70 TU		
Labor Operation ³⁾ : Charge Battery			27068950 = See Elsa for latest time units.		
Causal Part: Select Labor Operation			91302599		
Diagnostic Time ⁴⁾					
GFF Time expenditure	01500000 = 70 TU max.			YES	
Road Test	01210002 = 00 TU 01210004 = 00 TU			NO	
Technical Diagnosis	01320000 = 00 TU max.			NO	
Claim Comment: Input "As per Technical Bulletin 2055729" in comment section of Warranty Claim.					
¹⁾ Vehicle may be outside any Warranty in which case this Technical Bulletin is informational only. ²⁾ Code per warranty vendor code policy. ³⁾ Labor Time Units (TUs) are subject to change with ELSA updates.					

**91-19-01 - MIB2 PQ Composition Media and Discover Media Radio Malfunctions**

Release date: 8/27/2019

4) Documentation required per Warranty Policies and Procedures Manual.

Required Parts and Tools

No special parts required.

Tool Description	Tool No:
Midtronics Battery Tester/Charger	InCharge 940 (INC-940) Or GRX3000VAS
VAS Diagnostic Tool	VAS 6150/X & VAS 6160/X with ODIS Service with: current online updates
SD Card:	3G0.919.360.DP

Additional Information

All part and service references provided in this Technical Bulletin are subject to change and/or removal. Always check with your Parts Dept. and Repair Manuals for the latest information.