

FLA COE
FLB COE
FLD Conventional
Business Class
FLC 112 Conventional

Century Class Conventional
Argosy COE
Cargo
Columbia
122SD and Coronado

> Business Class M2
> Cascadia
> 108SD/114SD
New Cascadia

**Freightliner
Service Bulletin**

General Information

The ICU3 is no longer installed in production, and has been superseded by the ICU3S. When replacing an ICU3, the ICU3S must be installed in its place.

While the ICU3S is similar to the ICU3, the physical size and location of the telltales is different. ICU3 telltales do not fit in the carriers for the ICU3S, and must be replaced. To determine the part numbers for each telltale, do a search in PartsPro for Part Number 24-54925. See [Fig. 1](#).

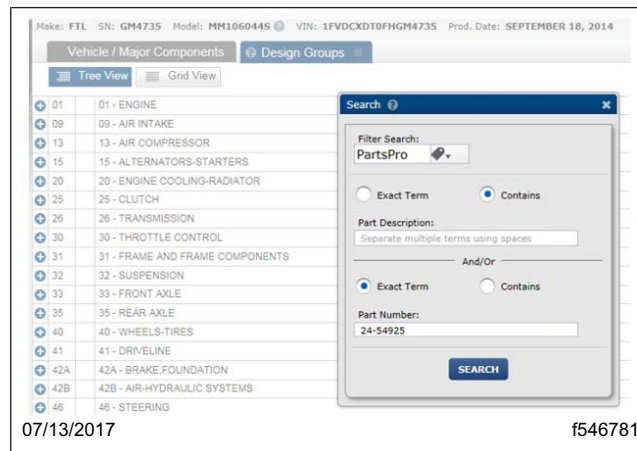


Fig. 1, PartsPro ICU3S Telltale Search

The search returns a list of all the telltale part numbers for original equipment. See [Fig. 2](#).

Part Number	Part Description	Bill of Material	BOM Description	Subgroup#	Group# - Description
24-54925-035	LEGEND-INTAKE HEATER	132-C03000	AIR INTAKE WARMER	132	01 - ENGINE
24-54925-077	LEGEND-ICU3X AIR FILTER	199-C01028	WIRING-AIR INTAKE/CLEANER	199	09 - AIR INTAKE
24-54925-036	LEGEND-CHECK TRANS	34B-C10846	WIRING-TRANSMISSION	34B	54C - GAUGES-INDICATORS-GRAPHS-ADAPTERS
24-54925-063	LEGEND-TRANSFERCASE ENGAGED	42Z-W00163	WIRING, ALL WHEEL DRIVE	42Z	54A - ELECTRICAL,CHASSIS
24-54925-031	LEGEND-T-CASE LOW RANGE	42Z-W00163	WIRING, ALL WHEEL DRIVE	42Z	54A - ELECTRICAL,CHASSIS
24-54925-012	LEGEND-ICU3X,WASHER FLUID	66B-C01761	WIRING-WASH/WIPER	66B	82 - WINDSHIELD WIPER-WASHER
24-54925	DWG-TELLTALE-REMOVABLE, ICU3X	732-C09015	INSTRUMENT PANEL-DRIVER	732	60A - CAB,INTERIOR

Fig. 2, PartsPro ICU3S Telltale Search Results

To order telltales, cross reference ICU3 telltales with ICU3S telltales shown in [Table 1](#). Use the telltale images in [Fig 3](#) and [Fig 4](#) to verify that the correct telltale is selected. The last three digits of each part number identifies the telltale.

NOTE: Some telltales that were available on the ICU3 are now permanent telltales in the ICU3S, or are part of the ICU3S LCD display. In these cases, the part number field for ICU3S is blank.

FLA COE
FLB COE
FLD Conventional
Business Class
FLC 112 Conventional

Century Class Conventional
Argosy COE
Cargo
Columbia
122SD and Coronado

> Business Class M2
> Cascadia
> 108SD/114SD
New Cascadia

Telltale Part Numbers	
ICU3 Telltale Part Number	ICU3S Telltale Part Number
24-54925-000	—
24-54925-001	—
24-54925-002	—
24-54925-003	24-01840-000
24-54925-004	—
24-54925-005	—
24-54925-006	24-01840-049
24-54925-007	—
24-54925-008	—
24-54925-009	24-01840-001
24-54925-010	—
24-54925-011	24-01840-002
24-54925-012	24-01840-003
24-54925-013	24-01840-004
24-54925-014	24-01840-005
24-54925-015	24-01840-006
24-54925-016	24-01840-007
24-54925-017	—
24-54925-018	24-01840-008
24-54925-019	24-01840-009
24-54925-020	24-01840-010
24-54925-021	—
24-54925-022	24-01840-011
24-54925-023	24-01840-012
24-54925-024	24-01840-013
24-54925-025	24-01840-014
24-54925-026	—
24-54925-027	—
24-54925-028	—
24-54925-029	—
24-54925-030	24-01840-015
24-54925-031	24-01840-016
24-54925-032	24-01840-017
24-54925-033	24-01840-018
24-54925-034	24-01840-019
24-54925-035	24-01840-020
24-54925-036	24-01840-021
24-54925-037	24-01840-022
24-54925-038	24-01840-023
24-54925-039	—

ICU3 to ICU3S Replacement Guidelines

54-299

FLA COE
 FLB COE
 FLD Conventional
 Business Class
 FLC 112 Conventional

Century Class Conventional
 Argosy COE
 Cargo
 Columbia
 122SD and Coronado

> Business Class M2
 > Cascadia
 > 108SD/114SD
 New Cascadia

**Freightliner
 Service Bulletin**

Telltale Part Numbers	
ICU3 Telltale Part Number	ICU3S Telltale Part Number
24-54925-040	24-01840-024
24-54925-041	24-01840-025
24-54925-042	24-01840-026
24-54925-043	24-01840-027
24-54925-044	24-01840-028
24-54925-045	24-01840-029
24-54925-046	—
24-54925-047	24-01840-030
24-54925-048	—
24-54925-049	24-01840-031
24-54925-050	24-01840-032
24-54925-051	24-01840-033
24-54925-052	—
24-54925-053	24-01840-034
24-54925-054	24-01840-035
24-54925-055	24-01840-036
24-54925-056	24-01840-037
24-54925-057	—
24-54925-058	—
24-54925-059	—
24-54925-060	—
24-54925-061	—
24-54925-062	24-01840-038
24-54925-063	24-01840-039
24-54925-064	—
24-54925-065	24-01840-041
24-54925-066	24-01840-064
24-54925-067	—
24-54925-068	—
24-54925-069	24-01840-067
24-54925-070	24-01840-042
24-54925-071	24-01840-043
24-54925-072	24-01840-044
24-54925-073	24-01840-045
24-54925-074	24-01840-065
24-54925-075	24-01840-066
24-54925-076	24-01840-040
24-54925-077	24-01840-046
24-54925-078	24-01840-047
24-54925-079	—

Freightliner Service Bulletin

FLA COE
FLB COE
FLD Conventional
Business Class
FLC 112 Conventional

Century Class Conventional
Argosy COE
Cargo
Columbia
122SD and Coronado

> Business Class M2
> Cascadia
> 108SD/114SD
New Cascadia

Telltale Part Numbers	
ICU3 Telltale Part Number	ICU3S Telltale Part Number
24-54925-080	24-01840-048
24-54925-081	—
24-54925-082	24-01840-050
24-54925-083	24-01840-051
24-54925-084	24-01840-052
24-54925-085	24-01840-053
24-54925-086	24-01840-054
24-54925-087	24-01840-055
24-54925-088	24-01840-056
24-54925-089	24-01840-057
24-54925-090	24-01840-058
24-54925-091	24-01840-059
24-54925-092	24-01840-060
24-54925-093	24-01840-061
24-54925-094	24-01840-062
24-54925-095	24-01840-068

Table 1, Telltale Part Numbers

ICU3 to ICU3S Replacement Guidelines

54-299

FLA COE
FLB COE
FLD Conventional
Business Class
FLC 112 Conventional

Century Class Conventional
Argosy COE
Cargo
Columbia
122SD and Coronado

> Business Class M2
> Cascadia
> 108SD/114SD
New Cascadia

**Freightliner
Service Bulletin**

-000	-001	-002	-003	-004	-005	-006 -081	-007	-008	-009
-010	-011	-012	-013	-014	-015	-016	-017	-018	-019
-020	-021	-022	-023	-024	-025	-026	-027	-028	-029
-030	-031	-032	-033	-034	-035	-036	-037	-038	-039
-040	-041	-042	-043	-044	-045	-046	-047	-048	-049
-050	-051	-052	-053	-054	-055	-056	-057	-058	-059
-060	-061	-062	-063	-064	-065	-066	-067	-068	-069
-070	-071	-072	-073	-074	-075	-076	-077	-078	-079
-080		-082	-083	-084	-085	-086	-087	-088	-089
-090	-091	-092	-093	-094	-095				

08/18/2017

f611486

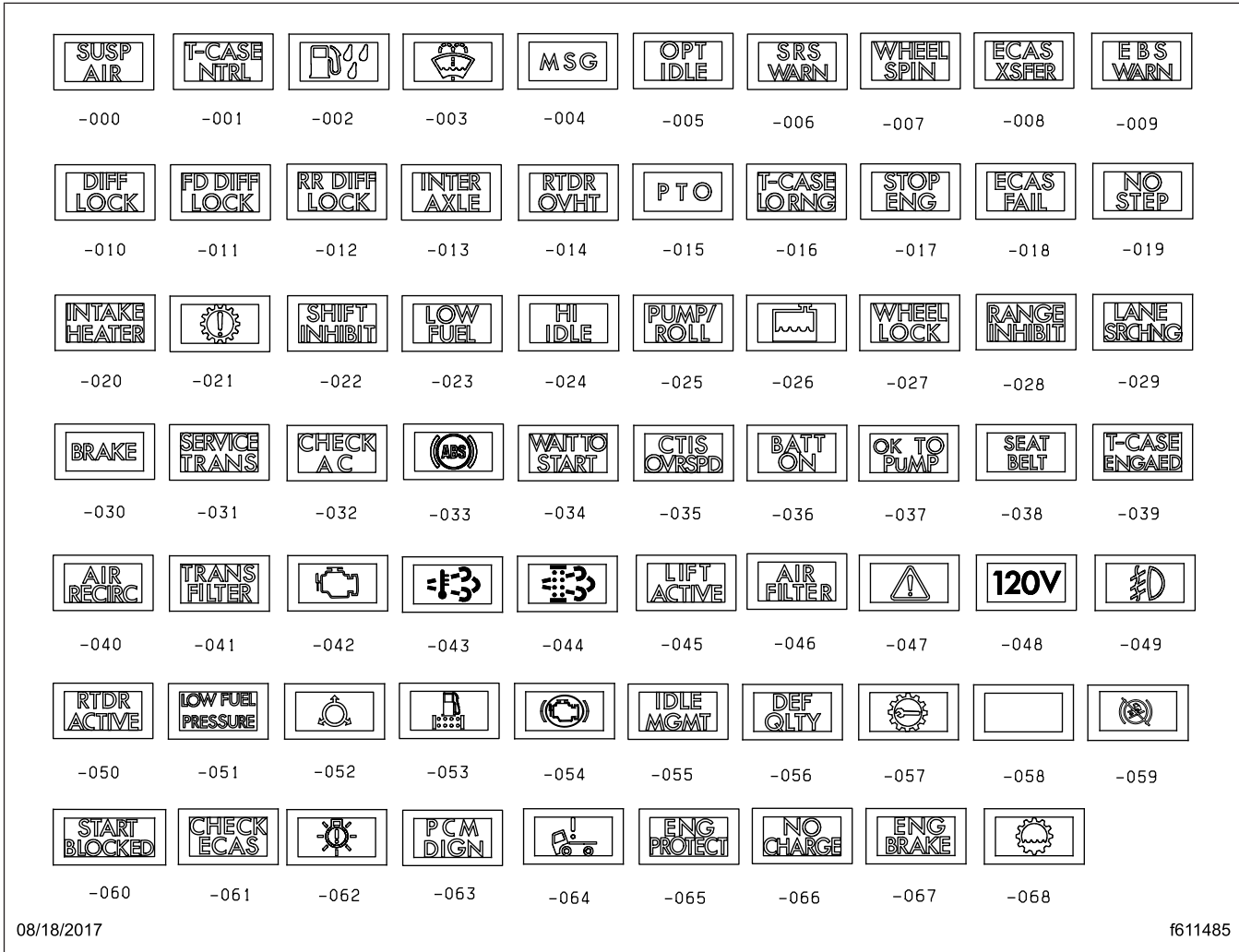
Fig. 3, ICU3 Telltales, 24-54925-000

Freightliner Service Bulletin

FLA COE
 FLB COE
 FLD Conventional
 Business Class
 FLC 112 Conventional

Century Class Conventional
 Argosy COE
 Cargo
 Columbia
 122SD and Coronado

> Business Class M2
 > Cascadia
 > 108SD/114SD
 New Cascadia



08/18/2017

f611485

Fig. 4, ICU3S Telltales, 24-01840-000

Refer to [Fig. 5](#) and [Fig. 6](#) to correlate the ICU3 telltale locations with the ICU3S locations. The ICU3 has 9 optional telltales, numbered 1 through 9 from left to right. The ICU3S has 8 optional telltales, 1 through 4 on the top row, and 5 through 8 on the second row.

FLA COE
 FLB COE
 FLD Conventional
 Business Class
 FLC 112 Conventional

Century Class Conventional
 Argosy COE
 Cargo
 Columbia
 122SD and Coronado

> Business Class M2
 > Cascadia
 > 108SD/114SD
 New Cascadia

**Freightliner
 Service Bulletin**

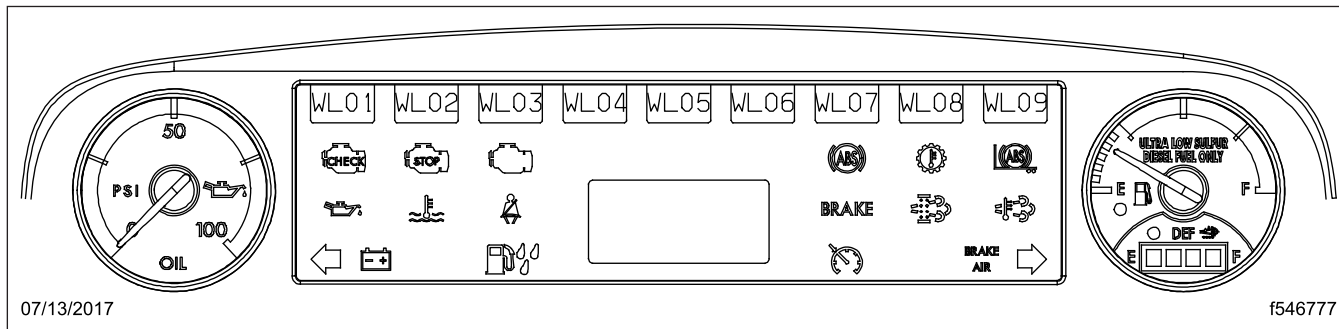


Fig. 5, ICU3 Optional Telltale Locations

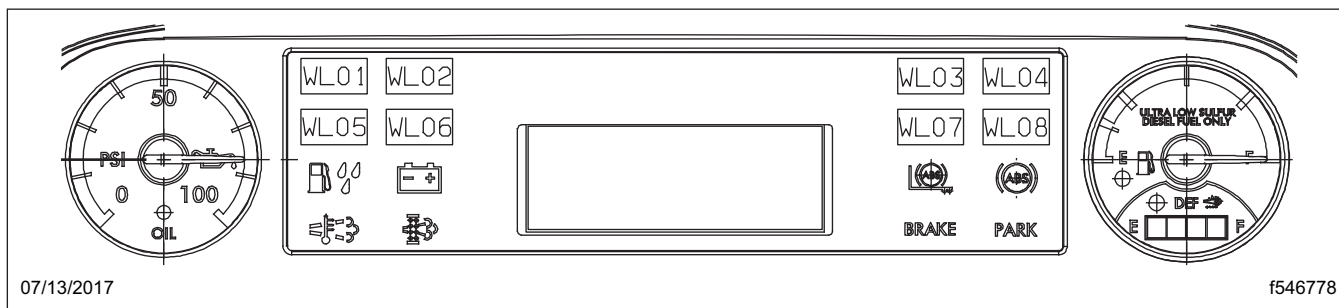


Fig. 6, ICU3S Optional Telltale Locations

ICU3 to ICU3S Telltale Installation

IMPORTANT: The ICU3S uses LED illumination that is integrated into cluster. No service is required. Opening the ICU3S to perform any service will void the warranty.

1. To install telltales on the ICU3S, remove the telltale carriers as shown in [Fig. 7](#).

Freightliner Service Bulletin

FLA COE
FLB COE
FLD Conventional
Business Class
FLC 112 Conventional

Century Class Conventional
Argosy COE
Cargo
Columbia
122SD and Coronado

> Business Class M2
> Cascadia
> 108SD/114SD
New Cascadia



04/25/2017

f611479

Fig. 7, Installing Optional Telltales

- To find the pin that corresponds with each telltale, open the wiring schematic (G06/G66) found in the bill of material where the telltale is called out. See [Fig. 8](#).

Ref	SL	AD	Description	Part Number	QTY	UM	Alt Part Number
			:CONN-ADDON,PAC,TPA,CPA	23-13302	R		
			:CONN-ADDON,AI,TPA,BKSHLS	23-13304	R		
			:TERM-MOL,FCI,YNA,ITT,SUM	23-13661	R		
			PARM-ENG HTR,NO CNT	26-01004-000	1	EA	
			LEGEND-INTAKE HEATER	24-54925-035	1	EA	
			INSTL-GRID HTR,CUM ISC,M2,2010	D06-75858-000	R	EA	
			DIAG-LOC,LABEL,WARNING	D06-43540-000	R	EA	
			WRG-ENG HTR,GRID HTR,CUM,2013	G06-83255-000	R	EA	

07/13/2017 f546783

- EZWiring Tab
- Wiring Schematic

Fig. 8, EZWiring Search Result

IMPORTANT: The pin assignment on the connector in the G06 schematic may not be applicable, due to floating pins. The circuit number is static, but pin assignments can change.

- Open the bill of materials related to the telltale, then open the related G06 schematic. See [Fig. 9](#).

FLA COE
 FLB COE
 FLD Conventional
 Business Class
 FLC 112 Conventional

Century Class Conventional
 Argosy COE
 Cargo
 Columbia
 122SD and Coronado

> Business Class M2
 > Cascadia
 > 108SD/114SD
 New Cascadia

**Freightliner
 Service Bulletin**

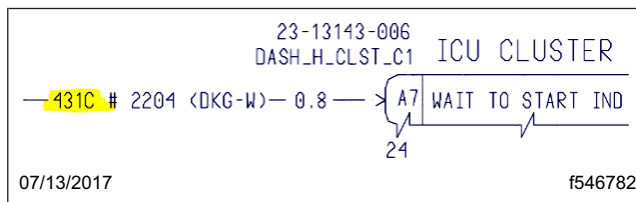


Fig. 9, Telltale Circuit number on the G06 Schematic

- Find the circuit number for the telltale, then enter the number into the floating pin list to determine the correct pin for the telltale. See Fig. 10. Pin designations for optional telltales are the same for both the ICU3 and ICU3S, with some exceptions. See Table 2.

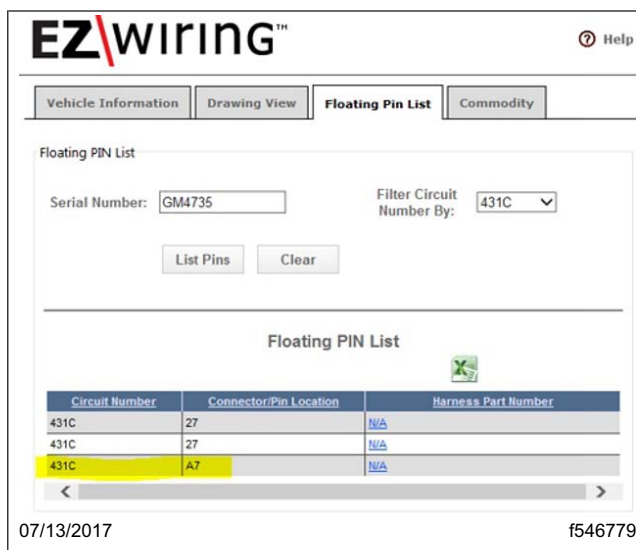


Fig. 10, Associated Connector and Telltale Pin

ICU3S 56-Pin Connector Terminal Designations	
Pin	Designation
A6	Optional Indicator #2 (WL02)
A7	Optional Indicator #3 (WL03)
A8	Optional Indicator #4 (WL04)
B1	Optional Indicator #5 (WL05)
B8	Optional Indicator #6(WL06)
C11	Optional Indicator #7 (WL07)
C14	Optional Indicator #1 (WL01)
D4	Optional Indicator #8 (WL08)

Table 2, ICU3S 56-Pin Connector Terminal Designations

- If the ICU3S is replacing an ICU3 manufactured in 2007, or earlier, the following telltales may need to be rewired:

Freightliner Service Bulletin

FLA COE
FLB COE
FLD Conventional
Business Class
FLC 112 Conventional

Century Class Conventional
Argosy COE
Cargo
Columbia
122SD and Coronado

> Business Class M2
> Cascadia
> 108SD/114SD
New Cascadia

- Optional #8
- Air filter
- Recirc
- No Charge
- HET
- DPF
- MIL

Use the specifications in [Table 3](#) to rewire the telltales, if applicable.

Pin Designation for a Pre-2007 ICU3			
ICU Pin	2007 Telltale	ICU3S Telltale	Procedure
A-5	Air Filter	HET	If A-05 is wired on a truck and used as an air filter lamp, the wire will need to be moved. Refer to Table 2 for an available cavity.
B-8	HET in Opt # 6	Optional # 6	If B-08 (optional telltale number 6) is wired on a truck and used for the HET lamp, the wire must be moved to the ICU3S HET location, pin A-05.
C-10	Recirc	DPF	If C-10 is wired on a truck and used as a recirc lamp, the wire must be moved. Refer to Table 2 for an available cavity.
C-14	DPF in Opt #1	Optional # 1	If C-14 (optional telltale number 1) is wired on a truck and used for the DPF lamp, the wire must be moved to the ICU3S DPF location, pin C-10.
A-09	No Charge	MIL	If A-09 is wired on a truck and used as a No Charge lamp, the wire must be moved. Refer to Table 2 for an available cavity.
C-01	MIL in Opt #8	Optional # 8	If C-01 (optional telltale number 8) is wired on a truck and used for the MIL lamp, the wire must be moved to the ICU3S MIL location, pin A-09.
C-01	Opt # 8 (GND active)	Not used	If C-01 (optional telltale number 8) is wired on a truck, but not used for the MIL lamp, the wire must be moved. Refer to Table 2 for an available cavity.

Table 3, Pin Designation for a Pre-2007 ICU3

Warranty

This is an informational bulletin only. Warranty does not apply.