



Technical Service Bulletin

60 Seal for Panoramic sun roof has changed

60 19 33 2055582/1 July 17, 2019.

Model(s)	Year	VIN Range	Vehicle-Specific Equipment
A7	2019	00001 – 032040	Panoramic sunroof

Condition

The Panoramic sunroof installed on the A7 has undergone a technical change that affects the left and right pop-up panels on the sunroof frame as well as the seals under the glass panel.

Technical Background

The pop-up panels on the Panoramic sunroof have changed (Figure 1).



Technical Service Bulletin

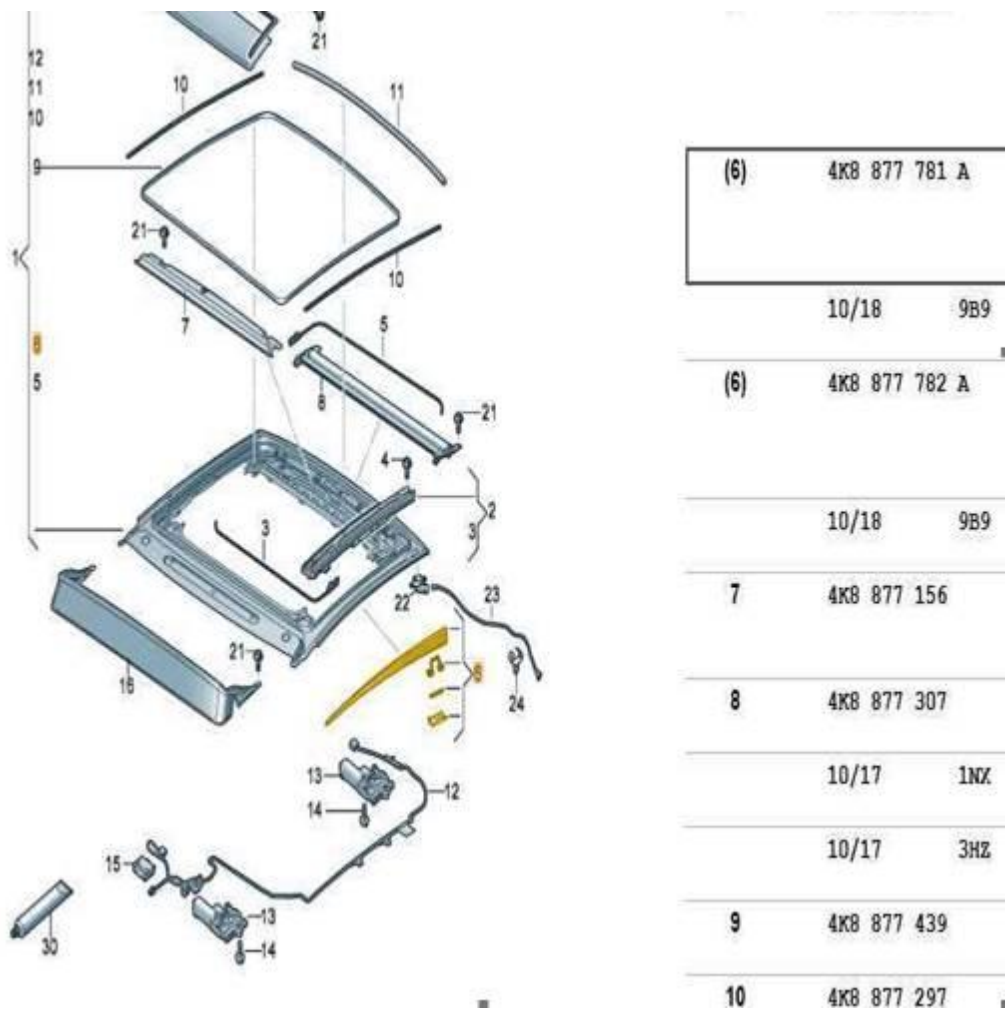
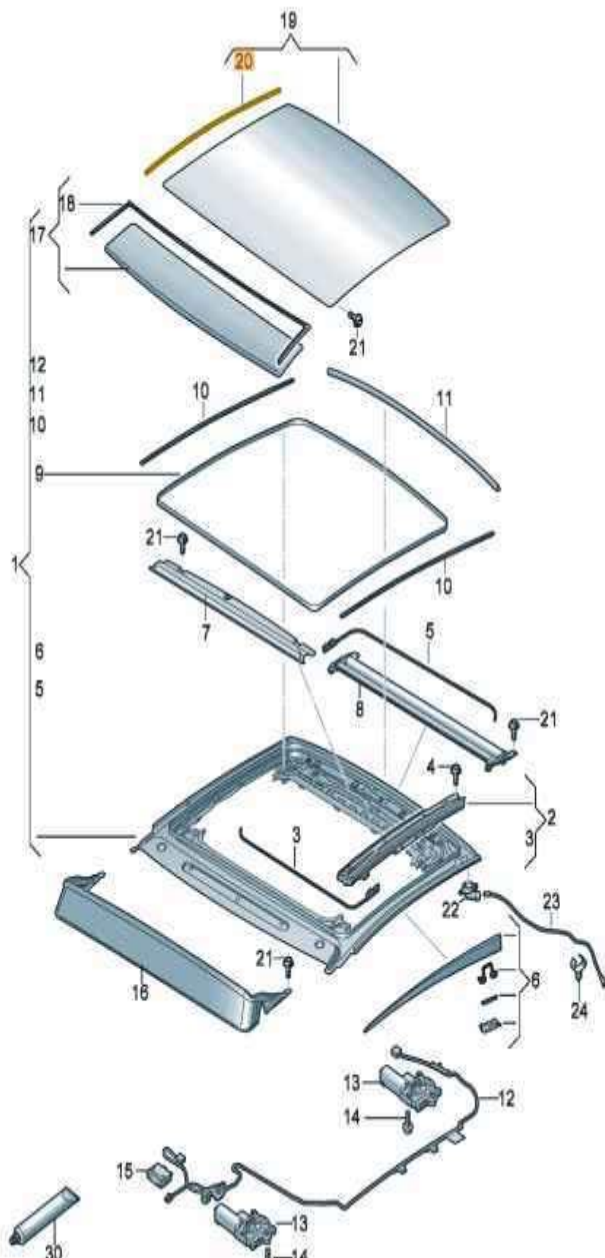


Figure 1. The part number has been updated to 4K8 877 781 A or higher.

This requires a change in the installation position of the seal in position 20 (Figure 2).



Technical Service Bulletin



17	4K8 877 055
----	-------------

(17)	4K8 877 055 A
------	---------------

18	
----	--

19	4K8 877 056
----	-------------

20	4K8 877 459
----	-------------

21	4K8 898 057
----	-------------

22	4K8 877 939
----	-------------

23	4K8 877 203
----	-------------

(23)	4K8 877 203 A
------	---------------

24	5G0 877 244
----	-------------

Figure 2. Position change for the seal/bellows.



Technical Service Bulletin

Production Solution

Not applicable.

Service

If the pop-up panel is replaced or if the glass panel is replaced, observe the installation position of the two sealing strips under the glass panel.

There are two possible variants:

If a panel with index A is then installed, the two seals under the glass panel must be replaced and positioned (Figure 3).



Technical Service Bulletin



Figure 3. *New positioning.*

The sealing lip must face outwards.

If a new glass panel is installed on the vehicle, then the pop-up panels must also be replaced. Install pop-up panels with Figure 3.



Note:

This TSB only deals with the possible variants and the new position of the seals under the glass panel.

Perform all the work according to the repair manual.



Technical Service Bulletin

Warranty

Claim Type:	<ul style="list-style-type: none">• 110 up to 48 Months/50,000 Miles.• G10 for CPO Covered Vehicles – Verify Owner.• If the vehicle is outside any warranty, this Technical Service Bulletin is informational only.		
Service Number:	6039		
Damage Code:	0010		
Labor Operations:	2 folding covers - side panel	6039 5699	60 TU
Diagnostic Time:	GFF	No allowance	0 TU
	Road test prior to the service procedure	No allowance	0 TU
	Road test after the service procedure	No allowance	0 TU
Claim Comment:	As per TSB #2055582/1		

All warranty claims submitted for payment must be in accordance with the *Audi Warranty Policies and Procedures Manual*. Claims are subject to review or audit by Audi Warranty.


Required Parts and Tools

Always check with your Parts Department and/or ETKA for the latest information and parts bulletins.		
Part Number	Part Description	Quantity
See ETKA	Fasteners, Bolts, Nuts, and Screws as needed per the Repair Manual	See ETKA/ELSA
See ETKA	Glass panel (if necessary)	01
4K8877781A	Pop-up panel/bellows kit	01-02

Additional Information

All parts and service references provided in this TSB (2055582) are subject to change and/or removal.

©2019 Audi of America, Inc. All rights reserved. The information contained in this document is based on the latest information available at the time of printing and is subject to the copyright and other intellectual property



Technical Service Bulletin

rights of Audi of America, Inc., its affiliated companies and its licensors. All rights are reserved to make changes at any time without notice. No part of this document may be reproduced, stored in a retrieval system, or transmitted in any form or by any means, electronic, mechanical, photocopying, recording, or otherwise, nor may these materials be modified or reposted to other sites without the prior expressed written permission of the publisher.