

Technical Service Bulletin

Mazda North American Operations
Irvine, CA 92618-2922



Subject: SPECIAL SERVICE TOOL SHIPMENT – AUGUST-SEPTEMBER 2019	Bulletin No.: 00-005/19
	Last Issued: 07/22/2019

APPLICABLE MODEL(S)/VINS

2019 CX-5 SKYACTIV-D 2.2L

DESCRIPTION

In support of the new model launch, six new Special Service Tool (SST) will be sent to all dealers as Mazda Required Tools (MRTs) at a special release price. Dealers do not need to place orders for the tools as the SSTs will be automatically shipped by Mazda's tool vendor, Bosch, in August-September 2019.

The following SSTs are the latest additions to the Mazda Required Tool (MRT) list:

Part Number	Description	Pricing	Part Number	Description	Pricing
49 JP01 001	Crank Pulley Holder	\$208.55	49 D015 001	Box Wrench	\$26.49
49 JP04 002	Compression Test Adapter	\$59.02	49-0000-205A	Mini Torque Wrench	\$134.05
49 S010 1A0A	Compression Gauge Set	\$209.52	9999-95-GPRT	Glow Plug Reamer Tool	\$126.80

BILLING INFORMATION

The new tool(s) will be automatically invoiced to your Dealer Parts Account Statement; please inform your Accounting Department of the upcoming charges. Should any questions arise regarding this invoicing, please email Sarah at Mazda Special Service Tools (sbrown83@mazdausa.com). Do not send your payment to Bosch.

SHIPPING INFORMATION

Tool(s) will be shipped via UPS ground to your service department in August-September 2019. Please advise your shipping / receiving personnel of this tool shipment.

OBTAINING ADDITIONAL TOOLS


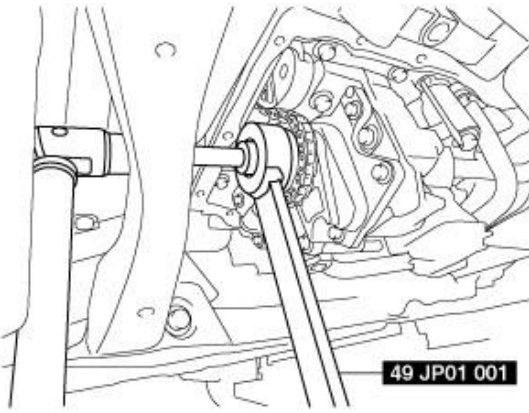

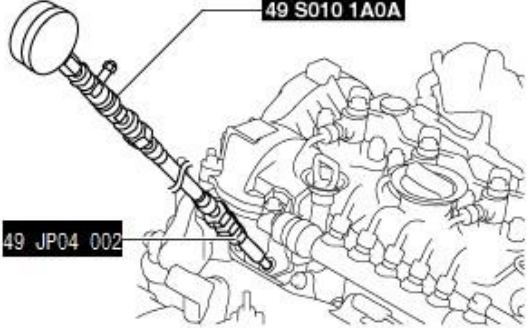

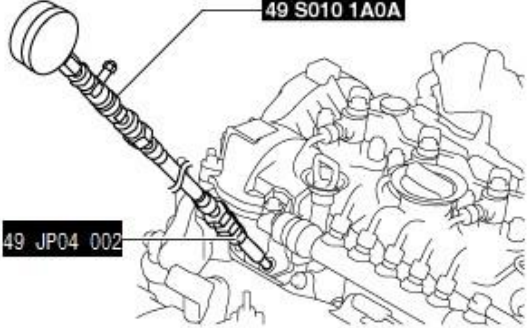
Once the initial tool launch has been completed, additional SSTs can be purchased using e-Store. You can logon to eStore at: <http://dealers.mazdausa.com>

CUSTOMER SERVICE INFORMATION


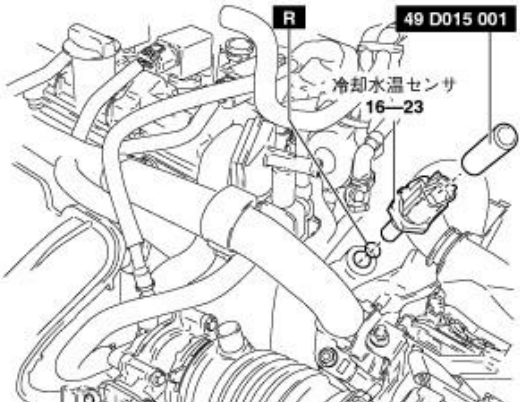
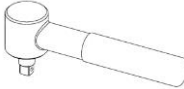
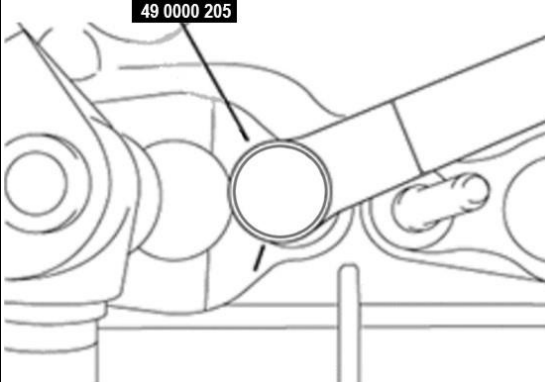

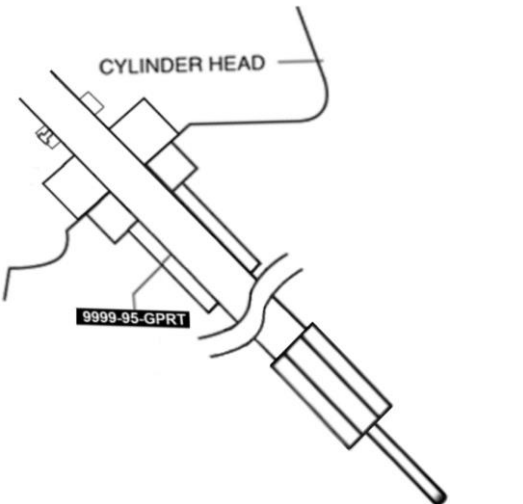
For warranty or product information call Bosch (800-533-5338). Customer service representatives are available from 8:00 AM until 8:00 PM ET, Monday through Friday.

CONSUMER NOTICE: The information and instructions in this bulletin are intended for use by skilled technicians. Mazda technicians utilize the proper tools/equipment and take training to correctly and safely maintain Mazda vehicles. These instructions should not be performed by "do-it-yourselfers." Customers should not assume this bulletin applies to their vehicle or that their vehicle will develop the described concern. To determine if the information applies, customers should contact their nearest authorized Mazda dealership. Mazda North American Operations reserves the right to alter the specifications and contents of this bulletin without obligation or advance notice. All rights reserved. No part of this bulletin may be reproduced in any form or by any means, electronic or mechanical---including photocopying and recording and the use of any kind of information storage and retrieval system ---without permission in writing.

SPECIAL SERVICE TOOL (SST) AND USAGE

<p>PART NUMBER / NAME: 49 JP01 001 Crank Pulley Holder</p> <p>APPLICABLE MODELS: 2019 CX-5 SKYACTIV-D 2.2L</p> <p>USAGE: Timing Chain Removal/ Installation</p> <p>Oil Pump Removal/ Installation</p>	<p>OVERVIEW</p> 	<p>USAGE</p> 
<p>PART NUMBER / NAME: 49 JP04 002 Compression Test Adapter</p> <p>APPLICABLE MODELS: 2019 CX-5 SKYACTIV-D 2.2L</p> <p>USAGE: Compression Inspection</p>	<p>OVERVIEW</p> 	<p>USAGE</p> 
<p>PART NUMBER / NAME: 49 S010 1A0A Compression Gauge Set</p> <p>APPLICABLE MODELS: 2019 CX-5 SKYACTIV-D 2.2L</p> <p>USAGE: Compression Inspection</p>	<p>OVERVIEW</p> 	<p>USAGE</p> 

CONSUMER NOTICE: The information and instructions in this bulletin are intended for use by skilled technicians. Mazda technicians utilize the proper tools/equipment and take training to correctly and safely maintain Mazda vehicles. These instructions should not be performed by "do-it-yourselfers." Customers should not assume this bulletin applies to their vehicle or that their vehicle will develop the described concern. To determine if the information applies, customers should contact their nearest authorized Mazda dealership. Mazda North American Operations reserves the right to alter the specifications and contents of this bulletin without obligation or advance notice. All rights reserved. No part of this bulletin may be reproduced in any form or by any means, electronic or mechanical---including photocopying and recording and the use of any kind of information storage and retrieval system ---without permission in writing.

<p>PART NUMBER / NAME: 49 D015 001 Box Wrench</p> <p>APPLICABLE MODELS: 2019 CX-5 SKYACTIV-D 2.2L</p> <p>USAGE: Engine Coolant Temperature Sensor (ECT) Removal/ Installation</p>	<p>OVERVIEW</p> 	<p>USAGE</p> 
<p>PART NUMBER / NAME: 49-0000-205A Mini Torque Wrench (2 Nm)/ Torque Screwdriver</p> <p>APPLICABLE MODELS: 2019 CX-5 SKYACTIV-D 2.2L</p> <p>USAGE: Injector Replacement</p>	<p>OVERVIEW</p> 	<p>USAGE</p> 
<p>PART NUMBER / NAME: 9999-95-GPRT Glow Plug Reamer Tool</p> <p>APPLICABLE MODELS: 2019 CX-5 SKYACTIV-D 2.2L</p> <p>USAGE: Remove Carbon From Glow Plug Installation Hole</p>	<p>OVERVIEW</p> 	<p>USAGE</p> 

CONSUMER NOTICE: The information and instructions in this bulletin are intended for use by skilled technicians. Mazda technicians utilize the proper tools/ equipment and take training to correctly and safely maintain Mazda vehicles. These instructions should not be performed by "do-it-yourselfers." Customers should not assume this bulletin applies to their vehicle or that their vehicle will develop the described concern. To determine if the information applies, customers should contact their nearest authorized Mazda dealership. Mazda North American Operations reserves the right to alter the specifications and contents of this bulletin without obligation or advance notice. All rights reserved. No part of this bulletin may be reproduced in any form or by any means, electronic or mechanical---including photocopying and recording and the use of any kind of information storage and retrieval system ---without permission in writing.