June 12, 2019 Version 1

MIL Comes On with DTC P0716

AFFECTED VEHICLES

Year	Model	Trim	VIN Range
2016-17	MDX	ALL	ALL
2015	TLX	V6 2WD with 9-Speed A/T	From VIN 19UUB2...FA021489 and later
		V6 AWD with 9-Speed A/T	From VIN 19UUB3...FA007728 and later
2016-17	TLX	V6 with 9-Speed A/T	ALL
2018	TLX	V6 2WD with 9-Speed A/T	From VIN 19UUB2...JA000001 thru 19UUB2...JA011767
		V6 AWD with 9-Speed A/T	From VIN 19UUB3...JA000001 thru 19UUB3...JA005470

BACKGROUND

During a downshift from 9th or 8th gear to 7th gear or lower, a miscalculation in the TCM software causes the MIL to come on with DTC P0716, input shaft [mainshaft] speed sensor [range/performance].

CORRECTIVE ACTION

Check if the on-board snapshot shows DTC P0716. If it does, send it to Tech Line referencing the repair order number and update the TCM software.

If the on-board snapshot does not show DTC P0716, this bulletin does not apply.

WARRANTY CLAIM INFORMATION

The normal warranty applies.

Operation Number	Description	Flat Rate Time	Defect Code	Symptom Code	Template ID	Failed Part Number
1255C7	Update the TCM software.	0.2 hr	03214	03217	B19003A	28103-5J4-A500

Skill Level: Repair Technician

CLIENT INFORMATION: The information in this bulletin is intended for use only by skilled technicians who have the proper tools, equipment, and training to correctly and safely maintain your vehicle. These procedures should not be attempted by “do-it-yourselfers,” and you should not assume this bulletin applies to your vehicle, or that your vehicle has the condition described. To determine whether this information applies, contact an authorized Acura automobile dealer.

© 2019 American Honda Motor Co., Inc. — All Rights Reserved

SOFTWARE INFORMATION

NOTE

Unnecessary or incorrect repairs resulting from a failure to update the i-HDS are not covered under warranty.

i-HDS Software Version: **1.005.016 or later**

J2534 Rewrite Software Information:

- PC Application Version **1.1.0.6 or later**
- Database update **30-May-2019**

Before beginning the repair, make sure that both the i-HDS and J2534 Rewrite software are updated as listed above.

Do only the update listed in this service bulletin.

You cannot apply the updates with the MVCI as a standalone tool. To update the software you must use the MVCI or the DST-i interface in conjunction with the J2534 Rewrite software on the i-HDS.

For more information about updating the i-HDS, the MVCI, and vehicle systems, refer to service bulletin 01-026, *Updating Control Units/Modules*.

Year/Model	Trim	Program ID	Program P/N
2015-16 TLX	9AT 2WD Base and Tech Package	28103-5J4-A500	28103-5J4-A50
2015-16 TLX	9AT 2WD With Advance Package	28103-5J4-A600	28103-5J4-A60
2015-16 TLX	9AT AWD Base and Tech Package	28103-5L9-A600	28103-5L9-A60
2015-16 TLX	9AT AWD With Advance Package	28103-5L9-A700	28103-5L9-A70
2017-18 TLX	9AT 2WD Base and Tech Package	28103-5J4-A100	28103-5J4-A10
2017-18 TLX	9AT 2WD With Advance Package	28103-5J4-A200	28103-5J4-A20
2017-18 TLX	9AT AWD Base and Tech Package	28103-5L9-A100	28103-5L9-A10
2017-18 TLX	9AT AWD With Advance Package	28103-5L9-A200	28103-5L9-A20
2016 MDX	2WD Base and Tech Package	28103-5NB-A500	28103-5NB-A50
2016 MDX	2WD Base and Tech Package	28103-5NB-A600	28103-5NB-A60

Year/Model	Trim	Program ID	Program P/N
2016 MDX	2WD With Advance Package	28103-5NB-A700	28103-5NB-A70
2016 MDX	AWD Base and Tech Package	28103-5NC-A500	28103-5NC-A50
2016 MDX	AWD Base and Tech Package	28103-5NC-A600	28103-5NC-A60
2016 MDX	AWD With Advance Package	28103-5NC-A700	28103-5NC-A70
2017 MDX	2WD Base and Tech Package	28103-5NB-A100	28103-5NB-A10
2017 MDX	2WD Base and Tech Package	28103-5NB-A200	28103-5NB-A20
2017 MDX	2WD With Advance Package	28103-5NB-A300	28103-5NB-A30
2017 MDX	AWD Base and Tech Package	28103-5NC-A100	28103-5NC-A10
2017 MDX	AWD Base and Tech Package	28103-5NC-A200	28103-5NC-A20
2017 MDX	AWD With Advance Package	28103-5NC-A300	28103-5NC-A30

REPAIR PROCEDURE

1. Turn the ignition to ON.
2. Connect the i-HDS, and go to the **A/T Data List**. Check if the software has been updated by comparing the Program ID with the table in SOFTWARE INFORMATION.

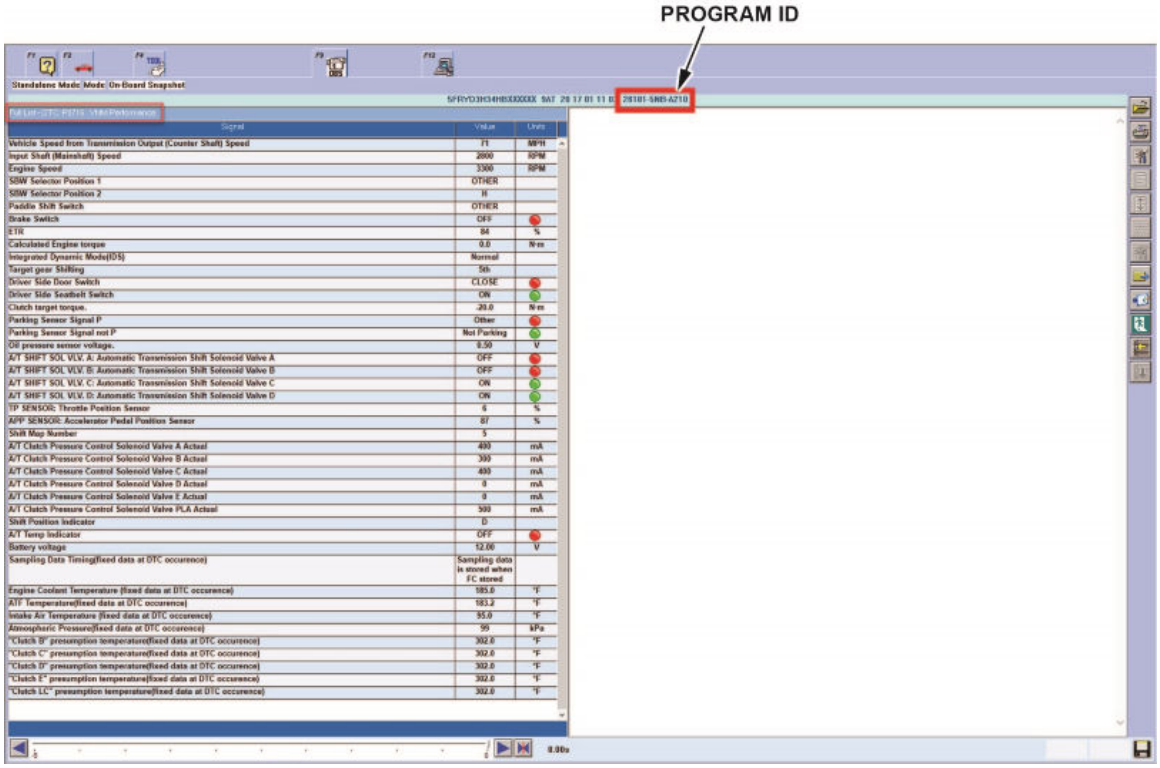

- If the Program ID shown matches the table, the vehicle has been updated and this service bulletin does not apply. Continue with normal system troubleshooting.
- If the Program ID shown does not match the table, the vehicle has not been updated. Go to step 3.

3. Select **Mode Menu**, then **On-Board Snapshot**.

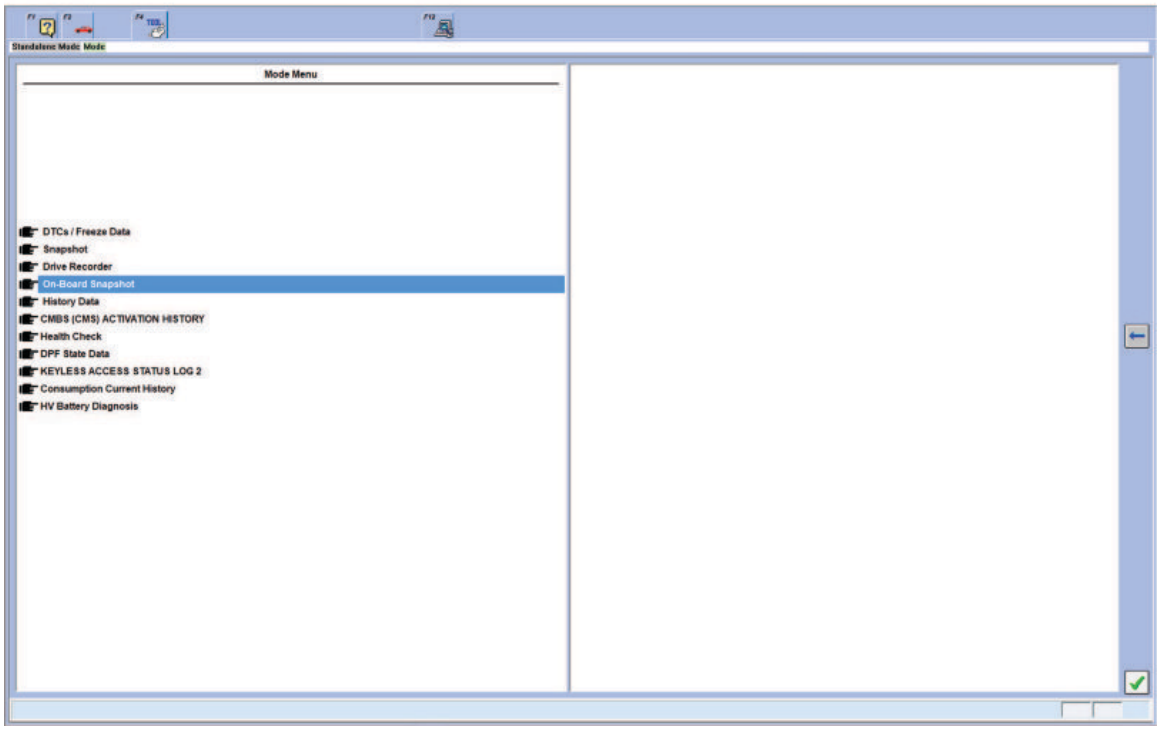

4. Select and view all available on-board snapshots for Automatic Transmission (EAT).

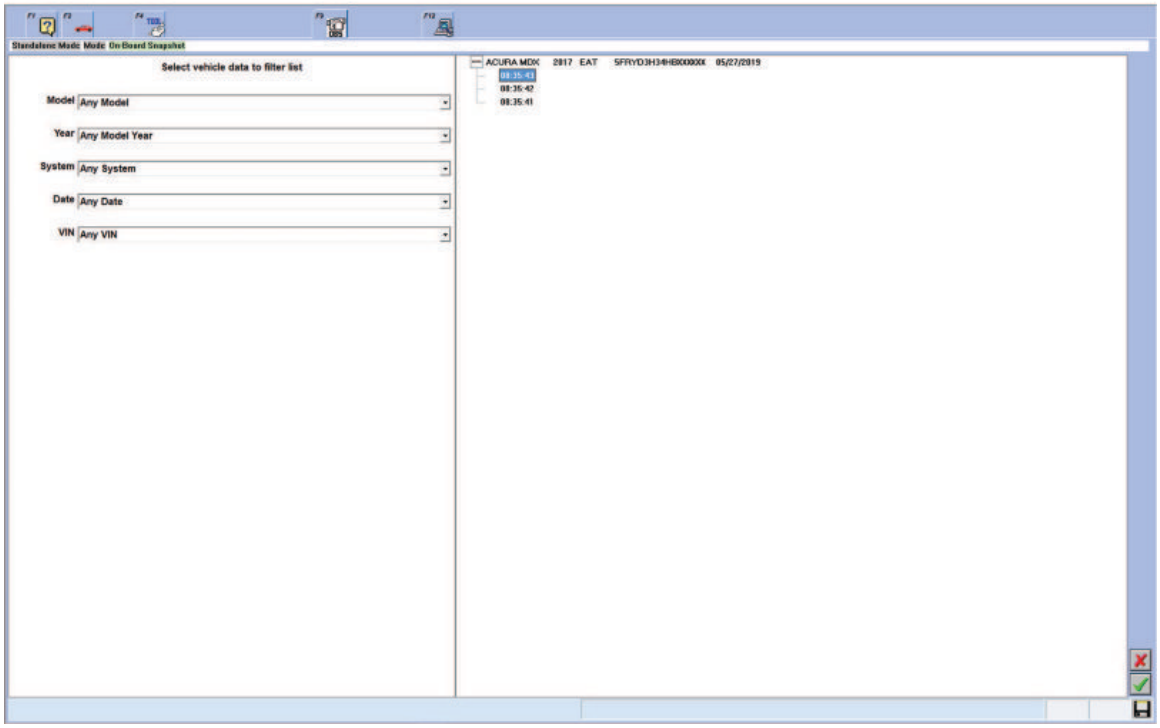

- If no on-board snapshots show P0716, this service bulletin does not apply. Continue with normal system troubleshooting.

- If an on-board snapshot shows P0716, select **Send On Demand** to e-mail it to Tech Line, then go to step 5.

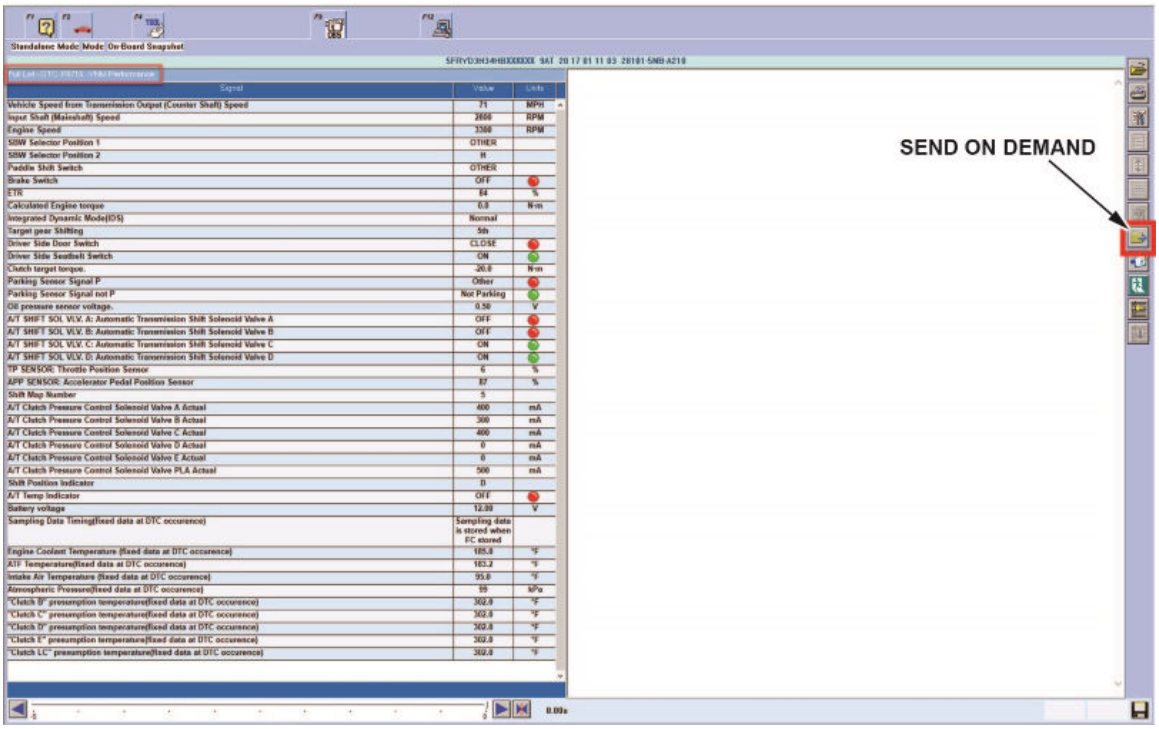

5. Update the TCM software using the i-HDS J2534 Rewrite software with the MVCI or DST-i. Refer to service bulletin 01-026, *Updating Control Units/Modules*.

END