



## TECHNICAL SERVICE BULLETIN

### 1.5L/2.0L/2.3L EcoBoost - Illuminated MIL With DTC P04F0 And/Or P144C

19-2171

28 May 2019

**Model:**

<b>Ford</b> 2017-2019 Escape
<b>Lincoln</b> 2017-2019 MKC

**Issue:** Some 2017-2019 Escape/MKC vehicles equipped with a 1.5, 2.0L or 2.3L EcoBoost engines may exhibit an illuminated malfunction indicator lamp (MIL) with diagnostic trouble code (DTC) P04F0 and/or P144C stored in the powertrain control module (PCM). This may be due to loose or partially connected evaporative emissions (EVAP) vapor lines.

**Action:** Before completing the Powertrain Control/Emissions Diagnosis (PC/ED) Manual pinpoint test (PPT) follow the Service Procedure steps on vehicles that meet all of the following criteria:

- 2017-2019 Escape/MKC
- 1.5L/2.0L/2.3L EcoBoost Engine
- DTC P04F0 and/or P144C stored in the PCM

**Warranty Status:** Information Only.

**Repair/Claim Coding**

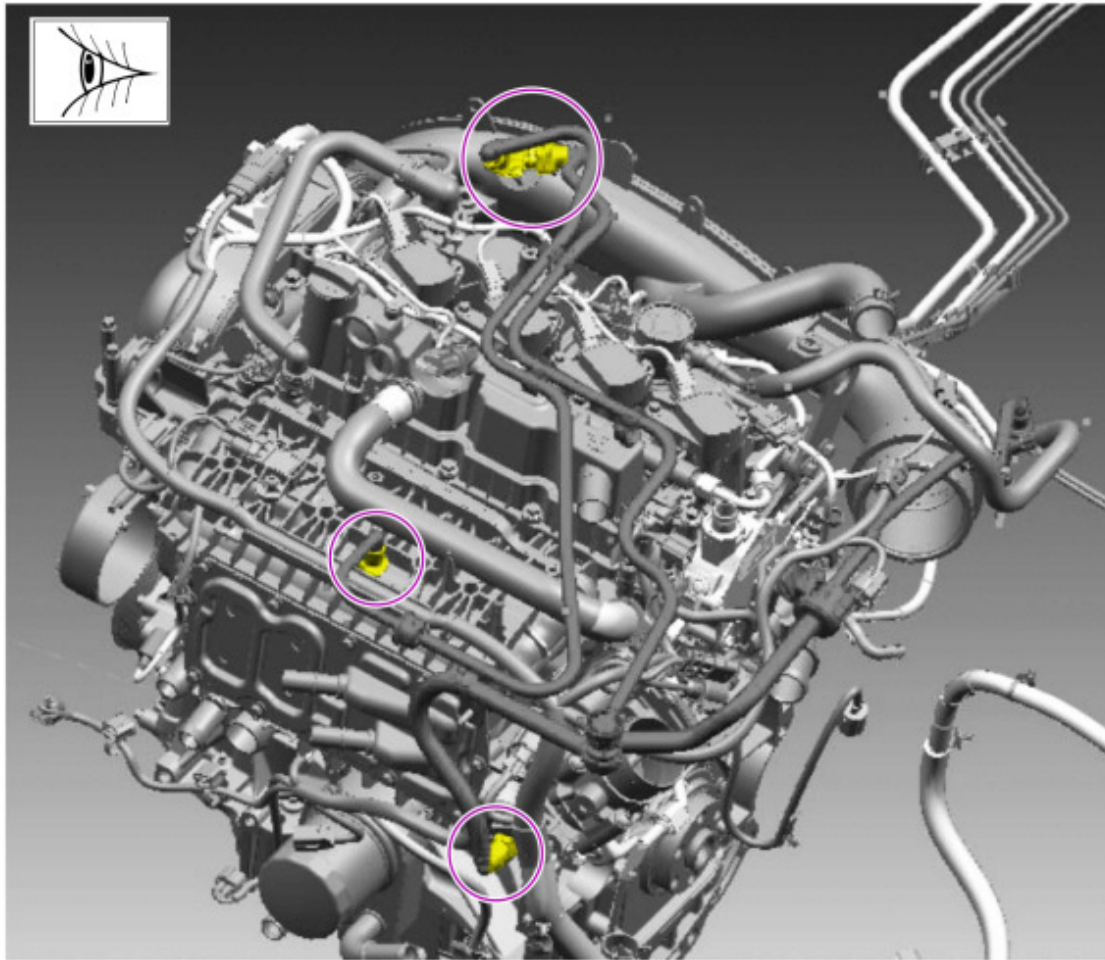
Causal Part:	IN
Condition Code:	33

**Service Procedure**

1. Visually inspect and push and pull on each of the following EVAP connections to verify a proper connection:

- Check the 4 vapor line quick connections. Refer to Figure 1 for 1.5L, Figure 2 for 2.0L and Figure 3 for 2.3L.
- Check the evaporative fuel bundle connection. Refer to Figure 4 for 1.5L, Figure 5 for 2.0L and Figure 6 for 2.3L.
- Check the canister purge valve quick connection. Refer to Figure 7 for 1.5L, Figure 8 for 2.0L and Figure 9 for 2.3L.

Figure 1 - 1.5L Vapor Line Quick Connections



E310152

Figure 2 - 2.0L Vapor Line Quick Connections




Figure 3 - 2.3L Vapor Line Quick Connections


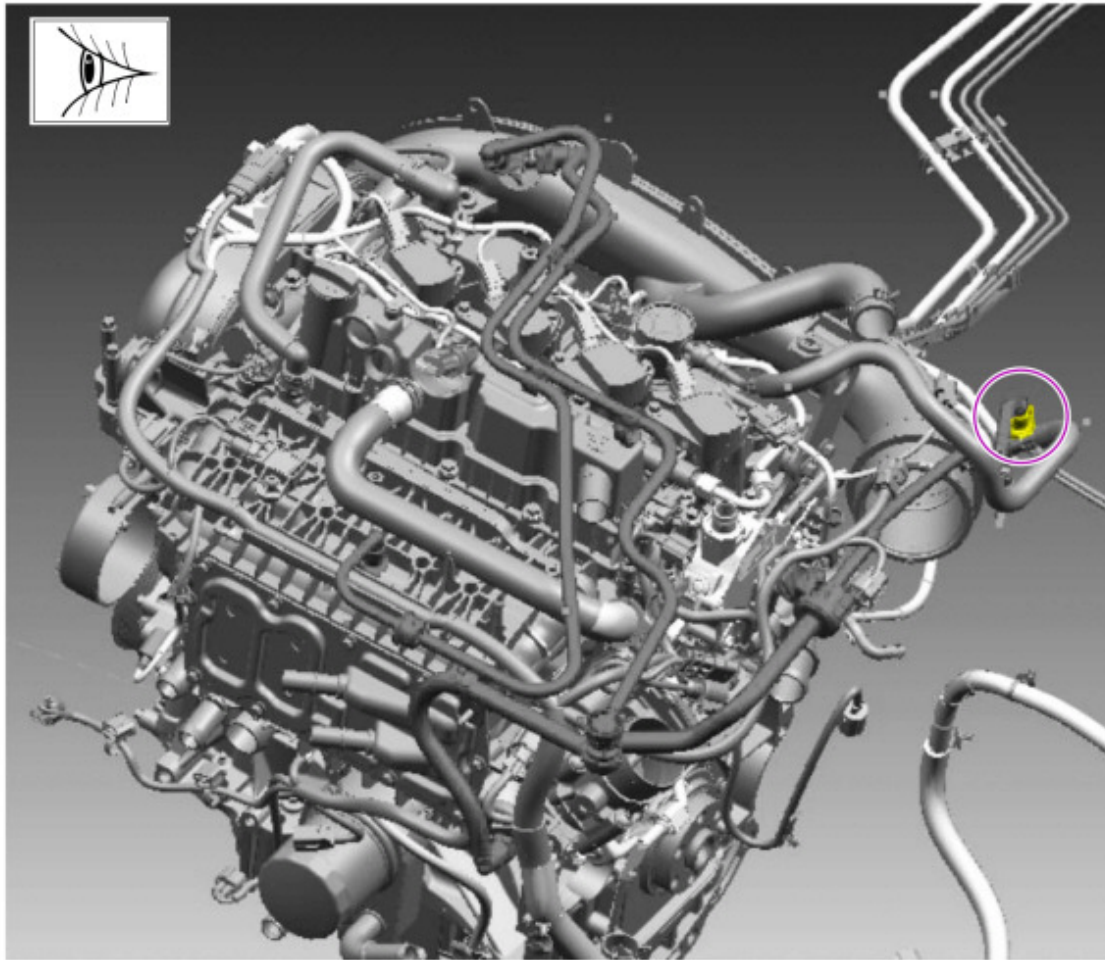


Figure 4 - 1.5L Evaporative Fuel Bundle Connection



E310155

Figure 5 - 2.0L Evaporative Fuel Bundle Connection




Figure 6 - 2.3L Evaporative Fuel Bundle Connection


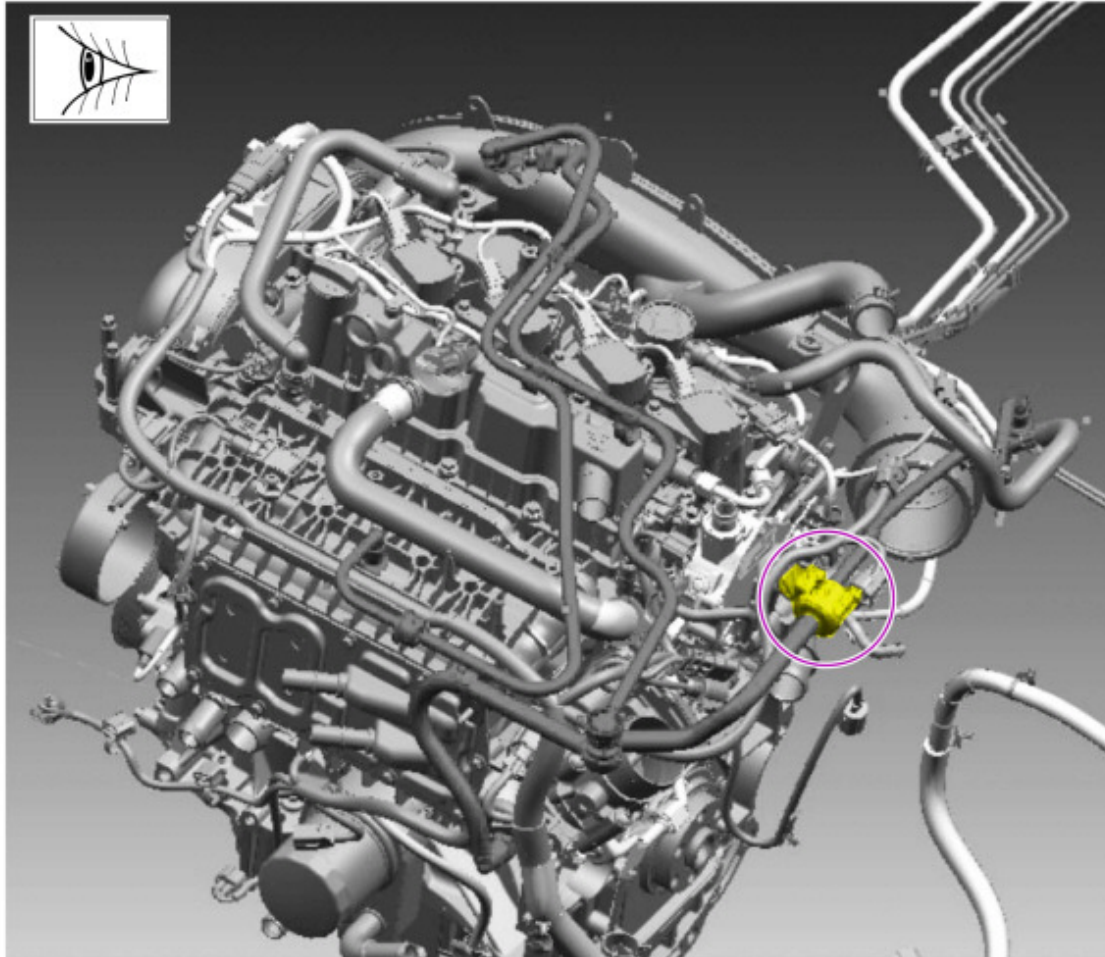


Figure 7 - 1.5L Canister Purge Valve Quick Connection



E310158

Figure 8 - 2.0L Canister Purge Valve Quick Connection


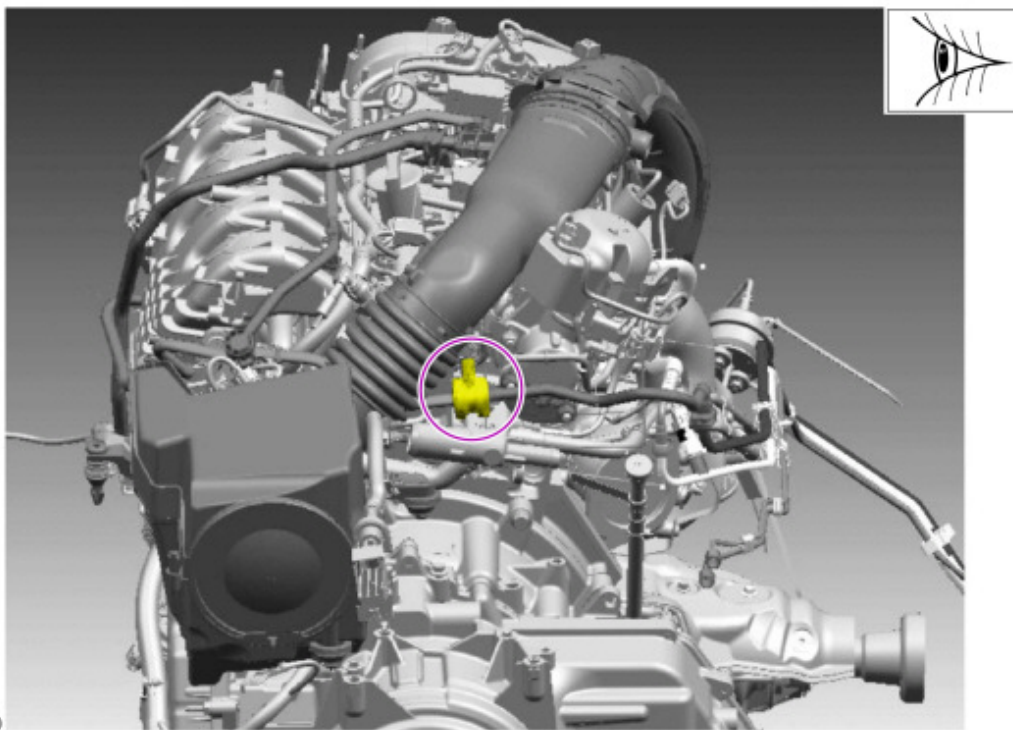


Figure 9 - 2.3L Canister Purge Valve Quick Connection



2. If no loose or partial connections are found, refer to the PC/ED Manual for normal diagnostics.

NOTE: The information in Technical Service Bulletins is intended for use by trained, professional technicians with the knowledge, tools, and equipment to do the job properly and safely. It informs these technicians of conditions that may occur on some vehicles, or provides information that could assist in proper vehicle service. The procedures should not be performed by "do-it-yourselfers". Do not assume that a condition described affects your car or truck. Contact a Ford or Lincoln dealership to determine whether the Bulletin applies to your vehicle. Warranty Policy and Extended Service Plan documentation determine Warranty and/or Extended Service Plan coverage unless stated otherwise in the TSB article. The information in this Technical Service Bulletin (TSB) was current at the time of printing. Ford Motor Company reserves the right to supersede this information with updates. The most recent information is available through Ford Motor Company's on-line technical resources.