



Service Bulletin


Bulletin No.: 16-NA-111

Date: March, 2019


INFORMATION

Subject: Information on Malfunction Indicator Light (MIL) Illuminated, DTC P0420 and P0430 Set


Brand:	Model:	Model Year:		VIN:		Engine:	Transmission:
		from	to	from	to		
Cadillac	CTS	2016	2019			LT1, LT4	
	Escalade Models	2015	2018			L83, L86	
Chevrolet	Camaro	2016	2019			LT1, LT4	
	Corvette	2014				L83, L86, LV1, LV3	
	Silverado	2014	2018			L83, L86	
	Suburban	2015				L83, L86	
	Tahoe	2015				L83, L86, LV1, LV3	
GMC	Sierra	2014	2018			L83, L86, LV1, LV3	
	Yukon Models	2015				L83, L86	

Involved Region or Country	North America and N.A. Export Regions
Condition	Some customers may comment that the Malfunction Indicator Light (MIL) is illuminated. The technician may find one or more of the following DTCs set: <ul style="list-style-type: none"> • P0420 • P0430
Cause	

4487580


	 <p style="text-align: right;">4487575</p> <p>This may be caused by excessive sand and/or debris entering the air filter box and bypassing the seal of the air filter due to not properly sealing, causing damage to the HO2 sensor element (3) and the catalytic converter to become blocked with sand and debris particles (1, 2).</p>
<p>Correction</p>	<p>Do not replace any of the parts until the air filter housing has been validated to be completely sealed. If the condition is evident, inspection of the air box and air filter seal must be done. Follow the Service Procedure steps in order to verify the sealing of the air filter to housing surface. After validating the air box has been sealed, repair the P0420 and the P0430 codes as needed.</p>

Service Procedure



4484793

1. Inspect the air housing cover for any missing tabs and/or fasteners (1).
2. Remove the air filter housing cover and inspect the seal around the air filter (2).



4484775

3. Inspect the air filter sealing surface for signs of not contacting the air filter seal (1, 2).

4. Inspect the air filter housing cover for dirt and/or debris bypassing the air filter (3).
5. Inspect the air cleaner outlet duct for any dirt and/or debris.
 - If dirt and debris has been found bypassing the air filter due to a faulty seal, replace the air filter as necessary.
 - If the air filter housing has been found not properly sealing, refer to *Air Cleaner Assembly Replacement* in SI.

Version	4
Modified	<p>May 31, 2016 - Added repair as needed for codes P0420, P0430 in Correction.</p> <p>Aug. 3, 2017 - Added the Suburban and Tahoe models and the 2017-2018 model years.</p> <p>March 20, 2019 - Added the 2019 Model Year, changed the Subject to Information bulletin and removed the Warranty Information section.</p>

