

Technical Service Bulletin

37 Transmission malfunction, DTC P17F600, U008000, and/or U010100 stored in TCM or ECM

37 19 85 2053878/2 March 12, 2019. Supersedes Technical Service Bulletin Group 37 number 19-84 dated February 26, 2019 for reasons listed below.

Model(s)	Year	VIN Range	Vehicle-Specific Equipment
A6, A7	2019	000001 - 050600	3.0TFSI

Condition

REVISION HISTORY		
Revision	Date	Purpose
2	-	Revised <i>Service</i> (Updated to specify that a new harness is supposed to be installed) Revised <i>Required Parts and Tools</i> (Added part number)
1	02/26/2019	Initial publication

Customer states:

- A transmission malfunction indicator is displayed in the instrument cluster.
- Multiple other warnings might be displayed in the instrument cluster.

Workshop findings:

The following DTCs may be stored in the transmission control module (TCM), J217 (address word 0002):

- **DTC P17F600** (Parking lock solenoid Electrical error).
- **DTC U008000** (Vehicle Communication Bus F).

The following DTCs may be stored in the engine control module (ECM), J623 (address word 0001):

- **DTC U010100** (Lost Communication with TCM).

Technical Background

The transmission harness can come in contact with the crossmember and could be damaged.

Production Solution

Optimized wiring harness and routing implemented in production.



Technical Service Bulletin

Service

1. Inspect for damage to the transmission harness (Figure 1 - 4).
 - Thoroughly inspect the transmission wiring harness for damage.
 - Harness damage can be very subtle. Even a light chafing of the harness wrap can cause the DTCs.
 - If there is no harness damage found, please contact TAC.




Figure 1. Common areas for harness damage.



Figure 2. Example of a small rip in the protective tape.



Technical Service Bulletin



Figure 3. The damage on the harness might be difficult to spot.



Technical Service Bulletin



Figure 4. The cause of the DTC may be as small as a pinhole.

2. Replace the transmission harness with a new part and reroute the transmission harness. The transmission harness should not be repaired.

- Remove the old transmission harness in the vehicle.
- Wrap the exposed wires on the new transmission harness as shown in Figure 5.
- Mount and route the new transmission harness as shown in Figure 6.





Figure 5. Routing and wrapping of the aft part of the transmission harness.



Technical Service Bulletin




Figure 6. Routing and mounting of the transmission harness behind the crossmember.

3. The crossmember is shown dismounted in Figure 6 to show the new mounting points more clearly. For mounting and installation of the new transmission harness, the cross-member does not have to be disassembled.

Warranty

Claim Type:	<ul style="list-style-type: none">• 110 up to 48 Months/50,000 Miles.• G10 for CPO Covered Vehicles – Verify Owner.• If the vehicle is outside any warranty, this Technical Service Bulletin is informational only.		
Service Number:	9781		
Damage Code:	0024		
Labor Operations:	Inspect transmission harness	9781 9999	40 TU
	Repair or reroute transmission harness	9709 9999	80 TU
Diagnostic Time:	GFF – Checking and clearing fault codes included in existing labor operations	0150 0000	Time stated on diagnostic



Technical Service Bulletin

			protocol (Max 30 TU)
	Road test prior to the service procedure	No allowance	0 TU
	Road test after the service procedure	No allowance	0 TU
Claim Comment:	As per TSB #2053878/2		

All warranty claims submitted for payment must be in accordance with the *Audi Warranty Policies and Procedures Manual*. Claims are subject to review or audit by Audi Warranty.

Required Parts and Tools

Always check with your Parts Department and/or ETKA for the latest information and parts bulletins.		
Part Number	Part Description	Quantity
See ETKA	Fasteners, Bolts, Nuts, and Screws as needed per the Repair Manual	See ETKA/ELSA
4K0971769A	Transmission Wiring Harness	01
N19729301	Tape	Up to .2

Additional Information

All parts and service references provided in this TSB (2053878) are subject to change and/or removal.

©2019 Audi of America, Inc. All rights reserved. The information contained in this document is based on the latest information available at the time of printing and is subject to the copyright and other intellectual property rights of Audi of America, Inc., its affiliated companies and its licensors. All rights are reserved to make changes at any time without notice. No part of this document may be reproduced, stored in a retrieval system, or transmitted in any form or by any means, electronic, mechanical, photocopying, recording, or otherwise, nor may these materials be modified or reposted to other sites without the prior expressed written permission of the publisher.