



GROUP
Electrical

MODEL
**2020MY~
Soul (SK3)
Telluride (ON)
w/ AVN 5.0 Wide
or Display Audio**

NUMBER
PS601

DATE
March 2019




TECHNICAL OPERATIONS

SUBJECT: EXTEND REAR CAMERA USE FEATURE

This Pitstop provides information regarding the “Extend Rear Camera Use” feature available on the AVN 5.0 Wide and Display Audio head units.

Extend Rear Camera Use:

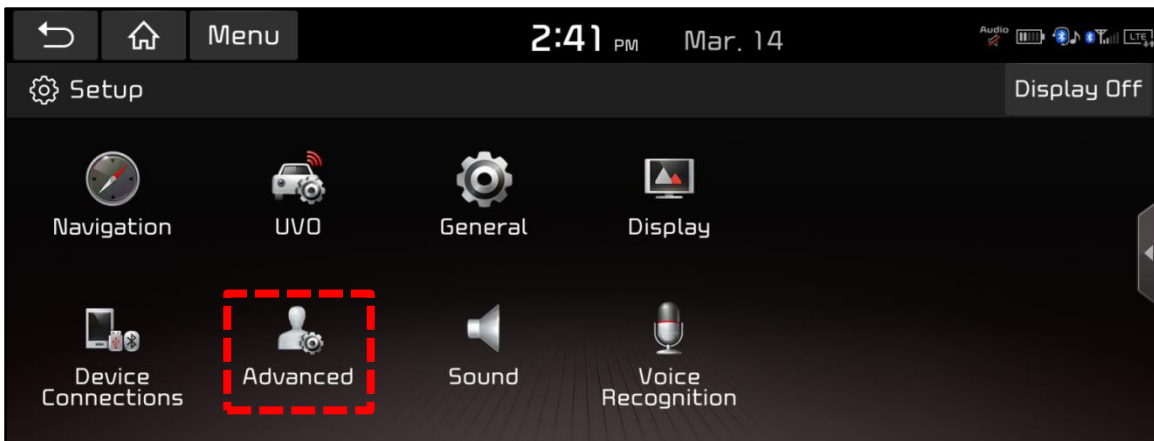
The Extend Rear Camera Use feature on the head unit activates the rear view camera regardless of the gear position, Drive (D) or Reverse (R). If the gear is shifted from ‘R’ to ‘D’ or ‘R’ to Neutral (N), the Extend Rear Camera Use feature will keep the rear view camera activated until the vehicle exceeds a predetermined factory-set speed. Note: the parking guide lines will not appear on the screen when in ‘D’ or ‘N’.



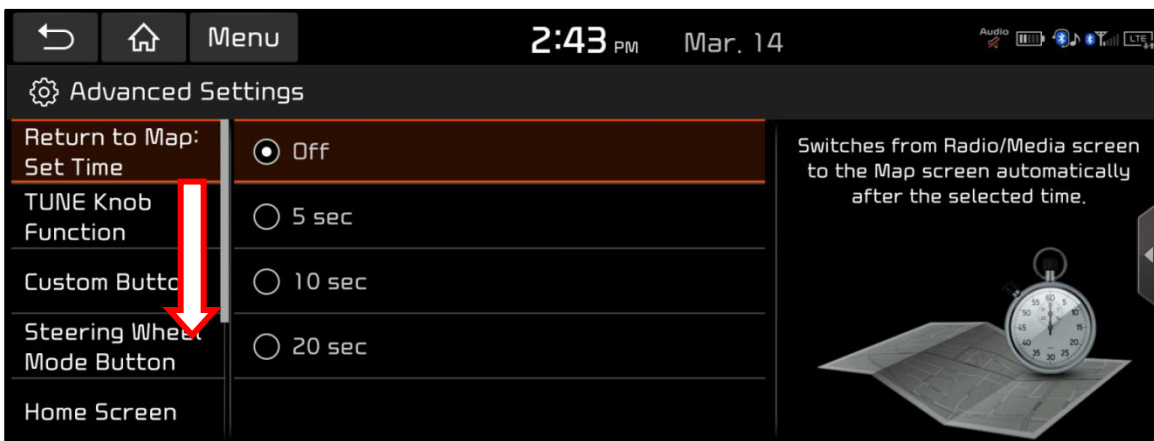
NOTE: This feature is not available on vehicles equipped with a Surround View Monitor system.

To enable/disable the Extend Rear Camera Use feature, follow the procedure below:

1. Press the SETUP hard-key to enter the Setup menu.
2. On SETUP screen, press on the advanced settings icon 'Advanced'.



3. In Advanced Settings, scroll down on the left menu.



4. Select the 'Extend Rear Camera Use' (AVN 5.0) or 'Rear Camera' (Display Audio) option on the left menu. Enabling the 'Extend Rear Camera Use' feature will deactivate the camera once the vehicle reaches a predetermined factory-set speed. If the option is disabled, the camera deactivates once the vehicle is shifted out of 'R'.

