



# Service Bulletin


Bulletin No.: 17-NA-216


Date: February, 2019

## TECHNICAL


**Subject: Convertible Top Back Glass Separation from Top Cover Material**

Brand:	Model:	Model Year:		Date Breakpoint:		Engine:	Transmission:
		from	to	from	to		
Chevrolet	Camaro Convertible	2016	2018			All	All

<b>Involved Region or Country</b>	North America and N.A. Export Regions
<p><b>Condition 1 (Vehicles built prior to October 3, 2016)</b></p>	<p>Some customers may comment on seeing the back glass separating from the convertible top cover material.</p> <p>Several examples of the separation are shown in the graphic examples below:</p> <div style="text-align: center;">  </div>
	4794660

	 <p>4794670</p> <p>4794682</p>
<p><b>Cause 1</b></p>	<p>The cause of this condition may be an insufficient amount of primer used during the assembly process, which creates stress points allowing the material to separate from the glass.</p>

**Condition 2 – (Vehicles built between February 3, 2017 and June 21, 2017)**



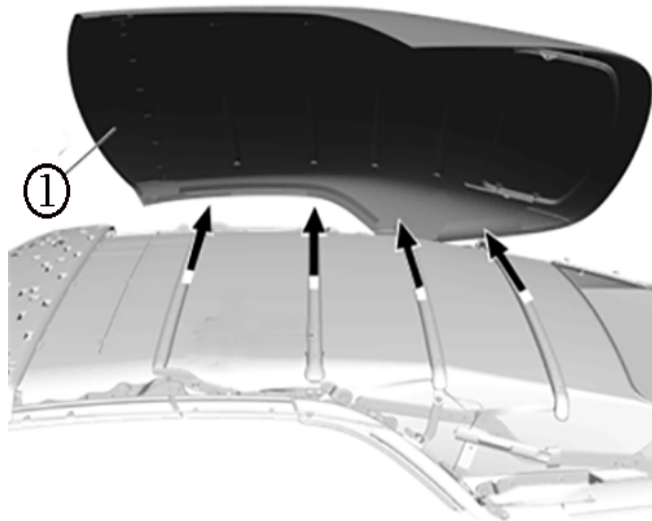
5049793

Some customers may comment on that the vehicle may exhibit a condition where the back glass is separating from the top. This condition will typically start in the corner of the back glass.

**Cause 2**

The cause of this condition may be the back glass separating from the bond.

**Correction**



4794112

It will be necessary to replace the convertible top cover (1). Refer to *Folding Top Cover Replacement* in SI.

## Parts Information

Description	Part Number	Qty
COVER ASM-F/TOP (Kalahari - 21T)	84078048	1
COVER ASM-F/TOP (Black - 19T)	84078049	
COVER ASM-F/TOP (Blue - 00T)	84078050	

## Warranty Information

For vehicles repaired under warranty, use:

Labor Operation	Description	Labor Time
6011360	Folding Top Cover Replacement	Use Published Labor Operation Time

<b>Version</b>	3
<b>Modified</b>	Released June 30, 2017 April 30, 2018 – Updated the Date Breakpoint and added Condition #2. February 04, 2019 – Added the 2018 Model Year.

GM bulletins are intended for use by professional technicians, NOT a "do-it-yourselfer". They are written to inform these technicians of conditions that may occur on some vehicles, or to provide information that could assist in the proper service of a vehicle. Properly trained technicians have the equipment, tools, safety instructions, and know-how to do a job properly and safely. If a condition is described, DO NOT assume that the bulletin applies to your vehicle, or that your vehicle will have that condition. See your GM dealer for information on whether your vehicle may benefit from the information.



WE SUPPORT VOLUNTARY  
TECHNICIAN  
CERTIFICATION