



Technical Journal

TITLE:

**No or intermittent unlocking function from door handles
(S60 w/ Keyless drive)**

REF NO:
TJ 26520.8.1

ISSUING DEPARTMENT:
Technical Service

CAR MARKET:
United States and Canada

PARTNER:
3 US 7510 Volvo Car USA

ISSUE DATE:
2018-03-20

STATUS DATE:
2018-03-21

FUNC GROUP:
8340

FUNC DESC:
Lock, handle

Page 1 of 4

“Right first time in Time”

Attachment

File Name	File Size
TJ_26520.pdf	0.1155 MB

Vehicle Type

Type	Eng	Eng Desc	Sales	Body	Gear	Steer	Model Year	Plant	Chassis range	Struc Week Range
134							2011-2015	22	0000194-0314298	201020-201414

CSC Customer Symptom Codes

Code	Description
3S	Doors/Hard to open/From the inside
VK	Doors/Exterior door handle problems

VST Operation Number

VST Operation Number	Description
83412-2	Handle outer rear door replace.
83404-2	Handle outer front door replace.
98417-2	Connector for side door antenna (vehicles with KVM).



DTC Diagnostic Trouble Codes

Control Module	Code	Fault Type
KVM	B10CA1F	Intermittent
KVM	B10CB1F	Intermittent
KVM	B136F31	Intermittent
KVM	B137231	Intermittent
KVM	B137331	Intermittent
KVM	B136731	Intermittent
KVM	B136531	Intermittent
KVM	B135631	Intermittent
KVM	B136131	Intermittent
KVM	B135531	Intermittent

Rows beginning with * are modified

Note! If using a printed copy of this Technical Journal, first check for the latest online version.

Text

DESCRIPTION:

*Added MY15

No or intermittent unlocking function from door handles on S60 vehicles with Keyless drive may be caused by low pin tension at the harness connector.

SERVICE:

Replace the connector on the affected door(s) according to the attachment with extension cables:

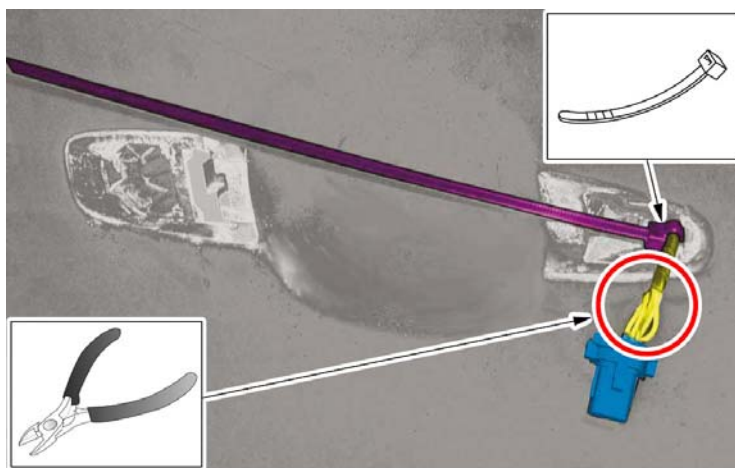
- Front door: 31358682
- Rear door: 31382553

VEHICLE REPORT:

Yes, please submit a Vehicle Report if the service solution described in this TJ has no effect. Use concern area "Vehicle Report" and sub concern area "Support not needed", use function group 8340.

To view TJ attachment continue to next page. This TJ has one attachment.

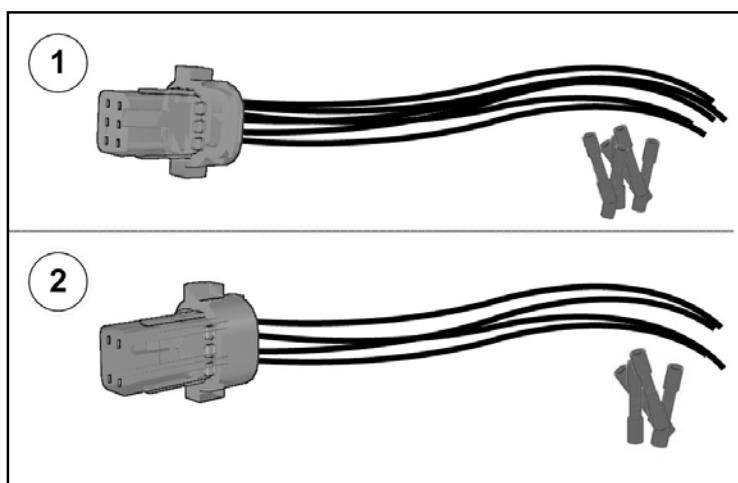
Volvo Car Customer Service		
	TJ Instruction	
	TJ 26520	
		January 2013
No or intermittent unlocking function from door handles (S60 w/ Keyless drive)		



Remove the outer door handle according the VIDA Repair->Removal, Replacement and Installation->834.

Temporarily hold the harness in place with a cable tie.

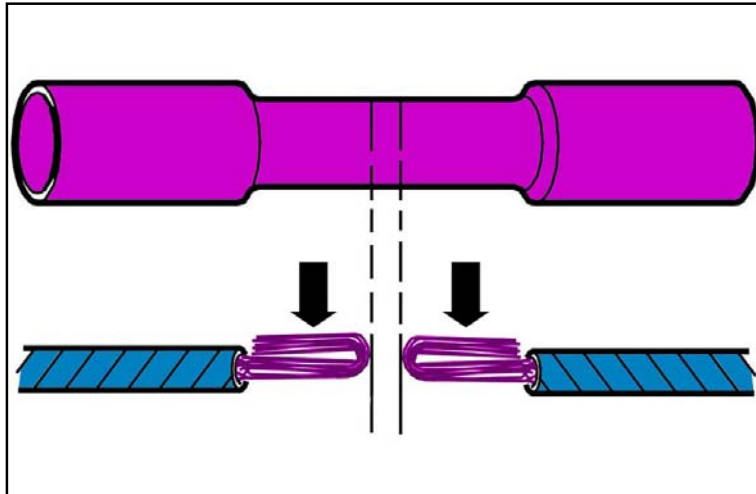
Cut off the existing connector.



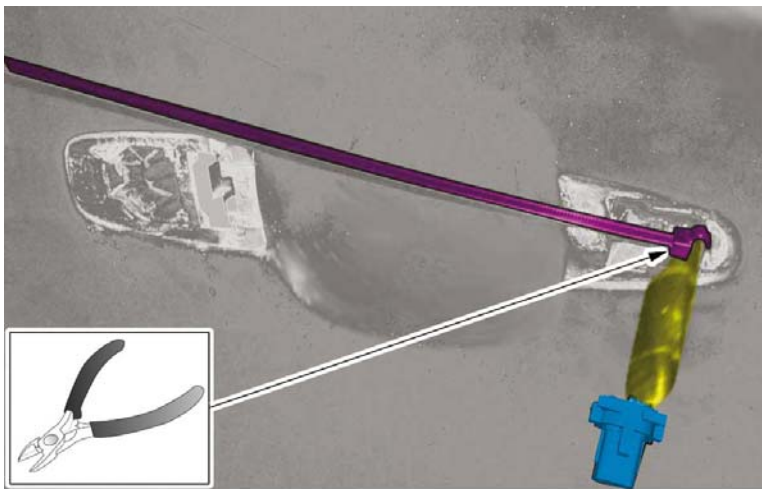
1: Front Door

2: Rear Door

Cut the wiring length of the extension cable to correctly match the vehicle.



Splice the wires as shown.



Complete the splices according to
VIDA Repair->Cleaning, Inspection
and Adjustment->371 Joining Cables

Remove the tie strap.

Reinstall the door handle according to
VIDA Repair->Removal, Replacement
and Installation->834.