

## QUARANTINE NOTICE

Reference number:	QN-07-1184	Issued: 23 November, 2018
Subject:	Extension for Differential Breather Pipe	
Model(s):	Vantage (19MY)	
VIN Range:	Refer to the separately published list of affected Vehicle Identification Numbers (VINs)	
Applicable to:	All Dealers	
Distribute to:	After Sales Manager Executive Manager Service Manager Sales Manager	Warranty Staff Technician(s) Parts Staff

### Reason for this Quarantine Notice

On some Vantage 19MY vehicles it is possible that an oil leak can occur from the differential breather pipe. To install the extension for the differential breather pipe, do the Workshop Procedure that follows:

### Workshop Procedure

1. Remove the rear right side wheel-arch liner (refer to Workshop Manual procedure 01.08.AK).
2. Apply a small quantity of lubricant suitable for high temperature applications to the differential breather pipe extension (refer to Figure 1).




Figure 1

3. Install the 8mm to 8mm elbow joint to the extension for the differential breather pipe (refer to Figure 2).

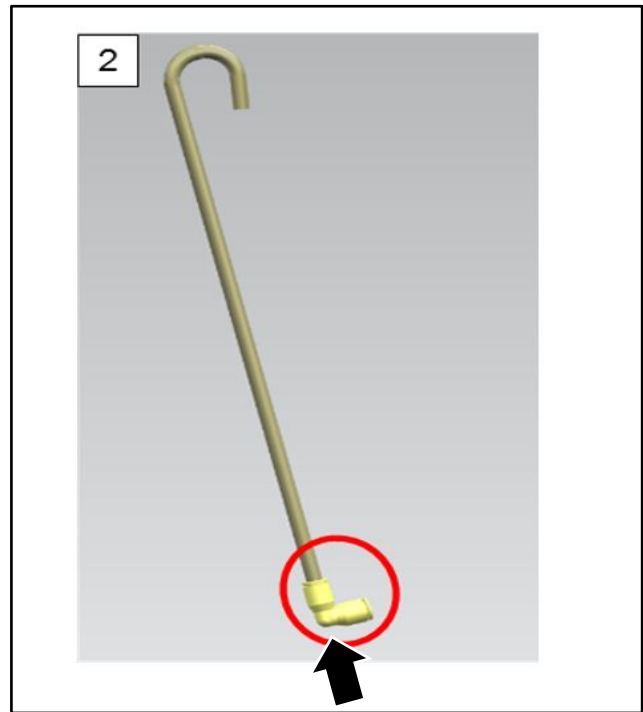


Figure 2

4. Apply a small quantity of lubricant suitable for high temperature applications to the 8mm to 6mm pneumatic reducer (refer to Figure 3).



Figure 3

5. Install the 8mm to 6mm pneumatic reducer to extension for the differential breather pipe (refer to Figure 4).



Figure 4

6. Install the clip to the vehicle body (refer to Figure 5).

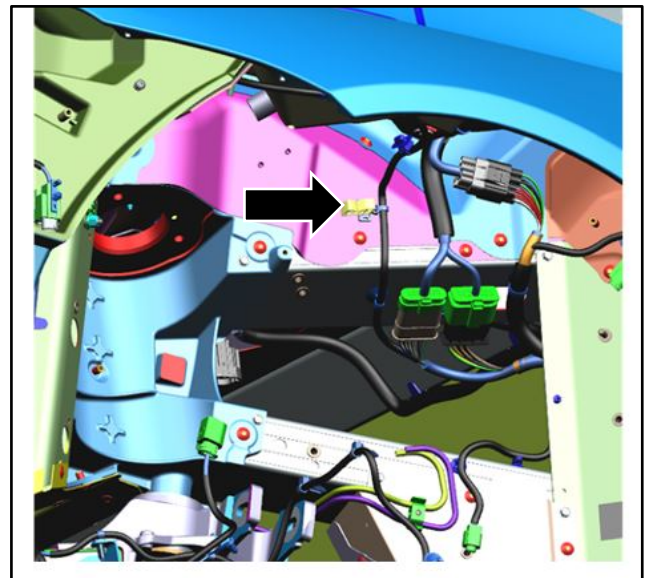


Figure 5

7. Apply a small quantity of lubricant suitable for high temperature applications to the differential breather pipe (refer to Figure 6).




Figure 6

8. Install the differential breather pipe to the extension assembly for the differential pipe (refer to Figure 7).

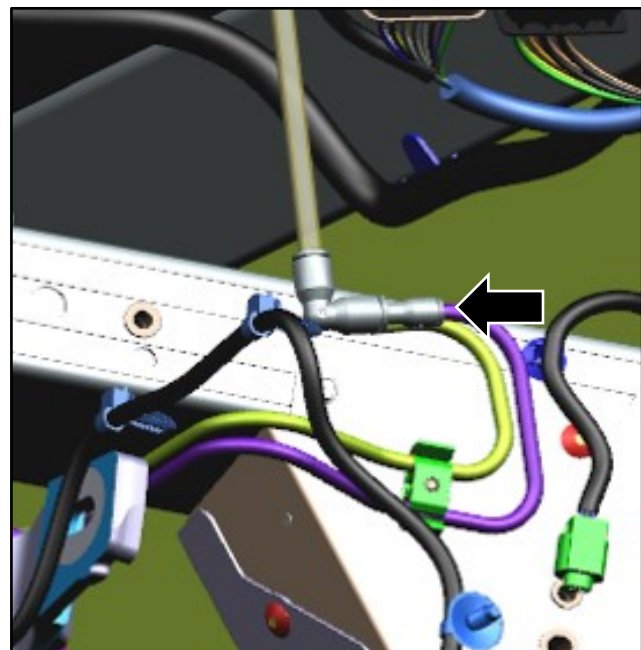


Figure 7

9. Install the extension assembly for the differential breather pipe into the body clip (refer to Figure 8).

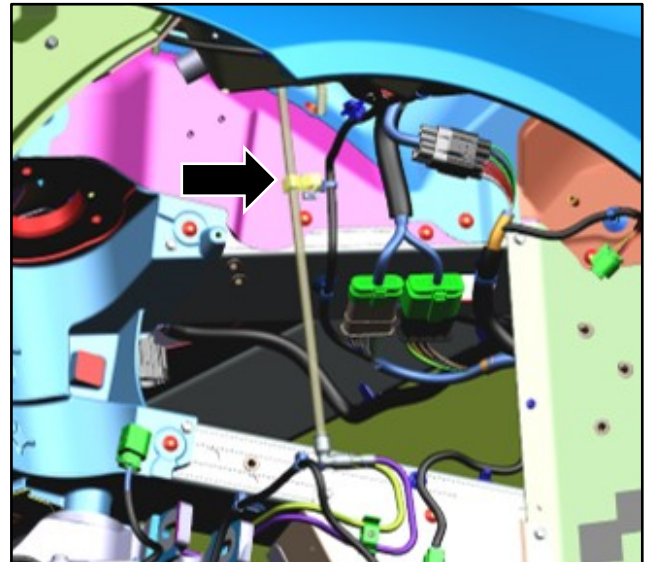


Figure 8

**Part Data**

Description	Part Number
Differential Breather Pipe Kit: <ul style="list-style-type: none"> <li>• Reducer</li> <li>• Elbow</li> <li>• Body Clip</li> <li>• Extended Breather Pipe</li> </ul>	KY63-27-10027

*Note: An initial quantity of parts will be automatically issued to each affected dealership from Parts Operations. If additional parts are required, they should be ordered through the parts order process.*

**Warranty Data**

**Procedure and Labour Time**

Description	Labour Time
Install the Differential Breather Pipe Kit	1.00

If you have any questions related to this Quarantine Notice, please contact: Aston Martin Technical Services on: +44 (0) 1926 644720, email: askamtech@astonmartin.com, or contact your After Sales Manager.

The English version of this Quarantine Notice is written in Simplified Technical English to ASD-STE100™.