


|   |                                   |                                      |
|---|-----------------------------------|--------------------------------------|
|    | GROUP<br>ENG                      | MODEL<br>2018MY<br>Stinger (CK) 2.0T |
|   | NUMBER<br>191 (Rev 1, 11/12/2018) | DATE<br>November 2018                |
| <b>TECHNICAL SERVICE BULLETIN</b>   |                                   |                                      |
| SUBJECT: SERVICE ACTION: 2.0T ECU REPLACEMENT FOR<br>DTC P053F AND/OR P0087 (SA352) |                                   |                                      |

**\* NOTICE**

This bulletin has been revised to include additional information. New/revised sections of this bulletin are indicated by a black bar in the margin area.

This bulletin provides the procedure to replace the Electronic Control Unit (ECU) on ALL 2018MY Stinger (CK) 2.0T vehicles, produced from September 29, 2017 through March 27, 2018, which may exhibit engine hesitation and/or a Malfunction Indicator Light (MIL) ON with DTCs P053F and/or P0087 as the engine is warming up to operating temperature. Follow the procedure below to replace the ECU. Before conducting the procedure, verify that the vehicle is included in the list of affected VINs.

**P053F: Cold Start Fuel Pressure Performance**  
**P0087: Fuel Rail/System Pressure – Too Low**



**\* NOTICE**

A Service Action is a repair program without customer notification that is performed during the warranty period. Any dealer requesting to perform this repair outside the warranty period will require DPSM approval.

Repair status for a VIN is provided on WebDCS (Service → Warranty Coverage → Warranty Coverage Inquiry → Campaign Information). Not completed Recall / Service Action reports are available on WebDCS (Consumer Affairs → Not Completed Recall → Recall VIN → Select Report), which includes a list of affected vehicles.

This issue number is SA352.

File Under: <Engine>

Circulate To:     General Manager     Service Manager     Parts Manager  
 Service Advisors     Technicians     Body Shop Manager     Fleet Repair

**SUBJECT: SERVICE ACTION: 2.0T ECU REPLACEMENT FOR DTC P053F AND/OR P0087 (SA352)**

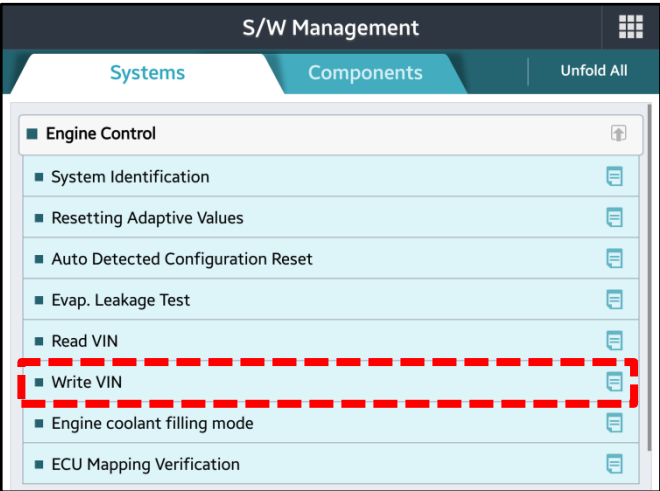
**Service Procedure:**

1. Replace the ECU by referring to the “Engine Control/Fuel System → Engine Control System → Engine Control Module (ECM) → Repair procedures” chapter in the applicable Shop Manual on KGIS.



2. Using a KDS, perform VIN writing for the new ECU.

**\* NOTICE**  
The vehicle will not start if VIN is “written” incorrectly. Do not attempt to start the vehicle until VIN is correctly “written” using a KDS.




SUBJECT:

**SERVICE ACTION: 2.0T ECU REPLACEMENT  
FOR DTC P053F AND/OR P0087 (SA352)**

AFFECTED VEHICLE RANGE:

| Model             | Production Date Range                     |
|-------------------|---|
| Stinger (CK) 2.0T | September 29, 2017 through March 27, 2018 |

REQUIRED PART:

| Part Name | Part Number    | Figure  |
|-----------|----------------|---|
| ECU (2WD) | 39100 2CAS2QQK |  |
| ECU (AWD) | 39100 2CAS7QQK |   |

WARRANTY INFORMATION:

**N Code: N99 C Code: C99**

| Model    | Claim Type | Causal P/N  | Qty. | Repair Description   | Labor Op Code | Op Time    | Replacement P/N | Qty. |
|----------|------------|-------------|------|--|---------------|------------|-----------------|------|
| CK (2WD) | V          | 39100 2CAS0 | 0    | (SA352)<br>2.0T ECU<br>Replacement for DTC<br>P053F and/or P0087 | 180081R0      | 0.6<br>M/H | 39100 2CAS2QQK  | 1    |
| CK (AWD) |            | 39100 2CAS5 |      |  |               |            | 39100 2CAS7QQK  | 1    |

**\* NOTICE**

**VIN inquiry data for this repair is provided for tracking purposes only. Kia retailers should reference SA352 when accessing the WebDCS system.**