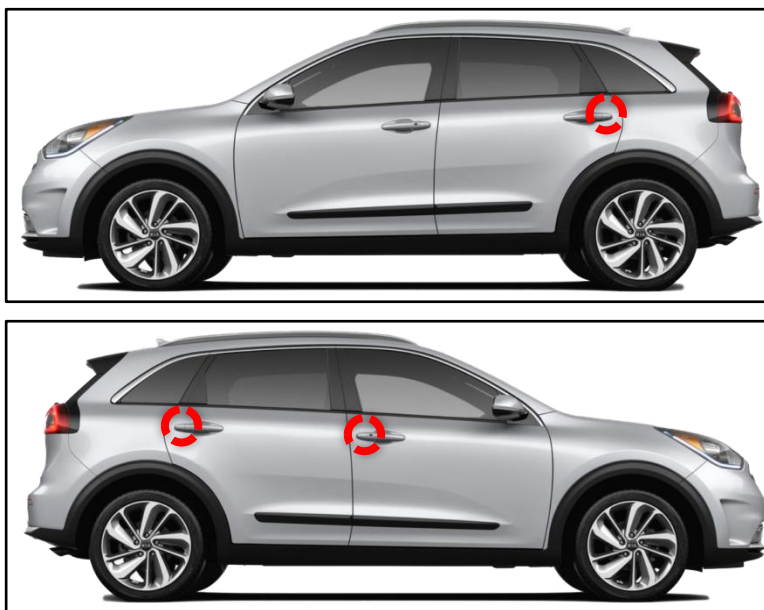
	GROUP BOD	MODEL 2017-2018MY Niro (DE P/HEV)
	NUMBER 186	DATE November 2018
TECHNICAL SERVICE BULLETIN		
SUBJECT: SERVICE ACTION: OUTSIDE DOOR HANDLE COVER REPLACEMENT (SA361)		

This bulletin provides the procedure to replace three (3) outside door handle covers (right front, left rear, and right rear) on some 2017MY-2018MY Niro (DE P/HEV) vehicles, produced from December 14, 2016 through March 31, 2018, which may exhibit separation of the outside door handle cover. Follow the procedure outlined in this bulletin to replace the outside door handle covers with an improved part on all affected vehicles, including dealer stock. Before conducting the procedure, verify that the vehicle is included in the list of affected VINs.



★ NOTICE

A Service Action is a repair program without customer notification that is performed during the warranty period. Any dealer requesting to perform this repair outside the warranty period will require DPSM approval.

Repair status for a VIN is provided on WebDCS (Service → Warranty Coverage → Warranty Coverage Inquiry → Campaign Information). Not completed Recall / Service Action reports are available on WebDCS (Consumer Affairs → Not Completed Recall → Recall VIN → Select Report), which includes a list of affected vehicles.


This issue number is SA361.

File Under: <Body>


Circulate To: ☒ General Manager ☒ Service Manager ☒ Parts Manager
☒ Service Advisors ☒ Technicians ☒ Body Shop Manager ☒ Fleet Repair

SERVICE ACTION: OUTSIDE DOOR HANDLE
COVER REPLACEMENT (SA361)**Replacement Procedure:**

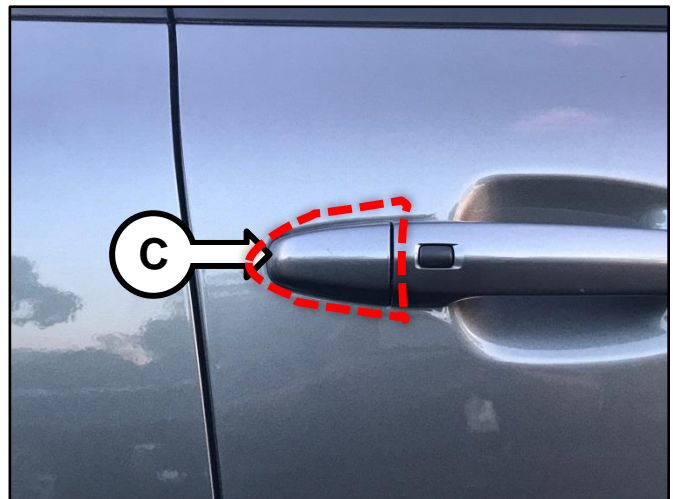
1. With the door open, remove the screw cover (A).



2. Carefully remove the outside door handle cover retaining screw (B).



3. Remove and replace the outside door handle cover (C) with the improved part.



4. Reinstall the retaining screw (B) and cover (A) in the reverse order of removal and then confirm proper door handle operation and fitment. **NOTE:** Be careful not to over-torque the retaining screw (B).

Tightening torque: 2.9 - 4.3 lb.ft (3.9 - 5.9 N.m, 0.4 - 0.6 kgf.m)

5. Repeat steps 1-4 for the other two (2) doors (except driver's door).

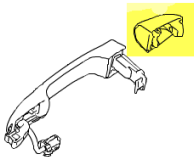
SUBJECT:

SERVICE ACTION: OUTSIDE DOOR HANDLE
COVER REPLACEMENT (SA361)

AFFECTED VEHICLE RANGE:

Model	Production Date Range
Niro (DE P/HEV)	December 14, 2016 through March 31, 2018

REQUIRED PART:

Part Name	Part Number		Figure
Outside Door Handle Cover	White Pearl	82652 G5012SWPQK	
	Silky Silver	82652 G50124SSQK	
	Aurora Black	82652 G5012ABPQK	
	Temptation Red	82652 G5012K3RQK	
	Gravity Blue	82652 G5012B4UQK	
	Platinum Graphite	82652 G5012ABTQK	
	Metal Stream	82652 G5012MSTQK	
	Deep Cerulean Blue	82652 G5012C3UQK	
	Rich Espresso	82652 G5012DN9QK	

WARRANTY INFORMATION:

N Code: N99 C Code: C99

Claim Type	Causal P/N	Qty.	Repair Description	Labor Op Code	Op Time	Replacement P/N	Qty.
V	82652 G5000	0	(SA361) Outside Door Handle Cover Replacement (RF, LR, & RR)	180124R0	0.3 M/H	See Required Parts Table	3

★ NOTICE

VIN inquiry data for this repair is provided for tracking purposes only. Kia retailers should reference SA361 when accessing the WebDCS system.