

- ATTENTION:**
- GENERAL MANAGER
 - PARTS MANAGER
 - CLAIMS PERSONNEL
 - SERVICE MANAGER

IMPORTANT - All Service Personnel Should Read and Initial in the boxes provided, right.

| | | |
|--|--|--|
| | | |
| | | |

© 2018 Subaru of America, Inc. All rights reserved.



QUALITY DRIVEN® SERVICE

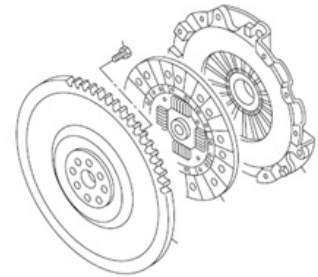
SERVICE BULLETIN

APPLICABILITY: 2015-18MY WRX
SUBJECT: Clutch System Part Changes

NUMBER: 03-79-18R
DATE: 04/18/18
REVISED: 10/22/18

INTRODUCTION:

This bulletin announces a change to the clutch system components optimizing their durability and resistance to certain severe driving conditions including high-temperature operation.



PRODUCTION CHANGE INFORMATION:

The new clutch components were incorporated into production during mid-2018MY production starting with VIN J*806877.

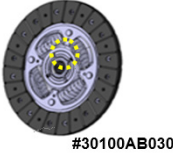


PART INFORMATION:

The new clutch system components consist of the following:

| Part Number / Description | Photos | Details / Notes |
|---|--------|--|
| 12342AA170 FLYWHEEL AY-FLEX ASSEMBLY | | <ul style="list-style-type: none"> Facing diameter increased from 230 mm to 240 mm. Larger clutch cover bolt circle to accommodate larger facing and clutch disc. Yellow paint mark near crankshaft bolt circle for easy identification. |
| 30210AA800 COVER COMPLETE- CLUTCH | | <ul style="list-style-type: none"> Facing diameter increased from 230 mm to 240 mm. Larger clutch cover bolt circle to accommodate larger facing and clutch disc. Outside of cover stamped with #AA800 for identification purposes. |

Continued...

| | |
|--|--|
| <p>CAUTION: VEHICLE SERVICING PERFORMED BY UNTRAINED PERSONS COULD RESULT IN SERIOUS INJURY TO THOSE PERSONS OR TO OTHERS.</p> <p>Subaru Service Bulletins are intended for use by professional technicians ONLY. They are written to inform those technicians of conditions that may occur in some vehicles, or to provide information that could assist in the proper servicing of the vehicle. Properly trained technicians have the equipment, tools, safety instructions, and know-how to do the job correctly and safely. If a condition is described, DO NOT assume that this Service Bulletin applies to your vehicle, or that your vehicle will have that condition.</p> | <p>Subaru of America, Inc. is ISO 14001 Compliant</p> <p>ISO 14001 is the international standard for excellence in Environmental Management Systems. Please recycle or dispose of automotive products in a manner that is friendly to our environment and in accordance with all local, state and federal laws and regulations.</p> |
|--|--|

| Part Number / Description | Photos | Details / Notes |
|--|---|---|
| 30100AB030 DISC COMPLETE-CLUTCH |  | <ul style="list-style-type: none"> Lining diameter increased from 230mm to 240 mm. Part Number #30100AB030 applied to hub area surface. |
| 30502AA160 BEARING-CLUTCH RELEASE |  | <ul style="list-style-type: none"> SEE TSB 03-78-17 for more details |
| 36004VA030 PEDAL AY BRAKE AND CLUTCH |  | <ul style="list-style-type: none"> Change to clutch pedal design to maintain current pedal dynamics when using the new components listed in this bulletin. White "8V" paint marking applied to clutch pedal arm. |

SERVICE PROCEDURE / INFORMATION:

Whenever clutch system repairs are necessary, follow the procedures in the applicable Service Manual. There are no changes to the existing Service Manual procedures when installing these new components.

IMPORTANT NOTES:

- For multiple occurrences or low mileage clutch disc / cover / flywheel replacements due to excessive wear or failure, **always confirm the customer’s driving habits or usage conditions before proceeding with any clutch system repairs.**
- Using the new-style replacement parts listed above **WILL NOT** protect the clutch system from severe abuse.
- Should the customer’s driving habits cause excessive and / or premature wear of “old-style” components, replacing **all 5** of the parts listed above **as a set** will improve durability of the clutch system.
- If the new-style pedal assembly has already been installed, just the flywheel, cover and disc can be replaced as a set.
- REMINDER:** NEVER attempt to resurface the flywheel assembly.
- Always advise the customer to operate their clutch system as outlined in the Owner’s Manual “Starting and Operating / Manual Transmission” section.
- Always use the proper grease (Nichimoly N-130, Conoco-Philips Multiplex Red #2 or Subaru p.n. 000041000) when lubricating the contact points of the release bearing and related components as specified in the Service Manual. (See TSB **03-78-17** for more related information.)

Continued...

WARRANTY / CLAIM INFORMATION:

Always refer to the Labor Time Guide for specific component coverage.

| Labor Description | Labor Operation # | Labor Time | Fail Code |
|--|-------------------|------------|-----------|
| WRX Clutch Replacement per TSB 03-79-18 | B215-211 | 4.3 | KDF-48 |
| WRX Clutch /Pedal Bracket Repl. per TSB 03-79-18 | C316-611 | 1.0 | |

IMPORTANT REMINDERS:

- SOA strongly discourages the printing and/or local storage of service information as previously released information and electronic publications may be updated at any time.
- Always check for any open recalls or campaigns anytime a vehicle is in for servicing.
- Always refer to STIS for the latest service information before performing any repairs.