



## Technical Information Bulletin

---

### T008



### Section

Transmission

---

### Subject

DAVIE4 Programming and Diagnostic Support of PACCAR Transmissions

---

### Release Date

10/10/2018

---

### Revision

10/15/2018: Updated NEXIQ driver version

---

### Condition

DAVIE4 now supports programming and diagnostics of PACCAR Transmissions. PACCAR Transmission parameters are managed through PACCAR Vehicle Pro.

---

### Chassis Affected

All vehicles built with PACCAR Transmissions

---

### Action

#### Information Only

DAVIE4 should be used to update software and diagnose PACCAR Transmissions. PACCAR Transmission parameters are managed within PACCAR Vehicle Pro and downloaded by DAVIE4 to program the changes.

---

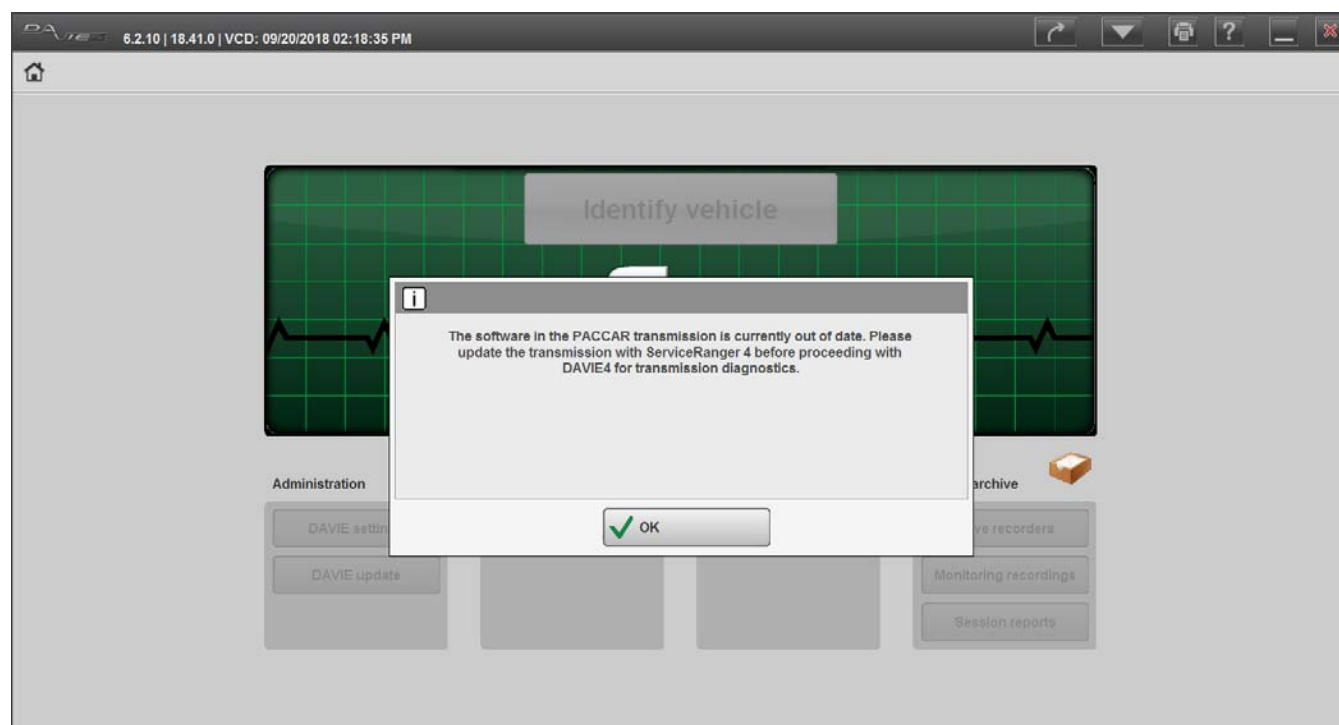
### Warranty

The transmission software update will only be paid for under warranty as part of normal transmission diagnostics.

## Procedure

In order to obtain complete DAVIE4 programming and diagnostic capability, the following items must be in place:

- DAVIE4 software must be at 18.41 or Higher (18.41 will be available 10/19/2018)
- PACCAR Transmission software level must be at 2149629 or newer
  - DAVIE4 will provide a notification if the software level needs to be updated to 2149629 with ServiceRanger4. See the figure below.
- One of the following Data Link Adapters
  - Nexiq USB Link 2 (must have driver 2.6.0.17 or later)
  - Nexiq USB Link 1
  - Noregon





All vehicles built with PACCAR Transmissions starting October 22, 2018 and later will have the 2149629 software. If the PACCAR Transmission software level is below 2149629, ServiceRanger4 is required to apply the software update. A software change notice describing the PACCAR Transmission software changes can be found on Eportal at [Service Tab / Software](#).

PACCAR Transmission parameters are managed through PACCAR Vehicle Pro and a new programming guide can be found on Eportal at [Service Tab / Software](#).

To aid in the transition from ServiceRanger4 to DAVIE4 for PACCAR Transmission programming and diagnostics, an online training module is available and can be accessed as follows:

- Go to [Kenworth-training.com](http://Kenworth-training.com) or in eportal, click the [Training](#) tab at the top followed by the Service training website link.
- On the left-hand side of the page, click **PACCAR Powertrain** under Training Content.
- Click **PACCAR Transmissions** then **Using DAVIE4 for the PACCAR Transmission** on the PACCAR Transmission link.

Technicians should continue to use the PACCAR Transmission  [Service Manual SM027-002](#) and  [Troubleshooting guide SM027-003](#) found on ServiceNet at Service \ Class 8 \ Transmission. This manual instructs when to utilize the various diagnostic and service routines that are available in DAVIE4.

---

Access to PACCAR's Enterprise Portal is provided as a benefit of doing business with PACCAR. All applications and content accessed through this system are confidential and proprietary and the property of PACCAR Inc and its suppliers, and must be kept strictly confidential pursuant to the contract licensing such access. Disclosure, publication, release or distribution of any material found on PACCAR systems to any person other than employees with a need to know such information is strictly prohibited. All activity on this system is monitored. If PACCAR suspects or discovers any unauthorized activity, access may be immediately terminated without prior notification. Violators may be subject to legal action.

© Copyright 2018 PACCAR Inc. All rights reserved. We welcome your [feedback](#) on this page. For technical questions or concerns about this page, please contact the [DealerNet Webmaster](#).