

Techstream Cannot Command Self-EVAP Test

Service Category Engine/Hybrid System

Section Emission Control

Market USA

Toyota Supports ASE Certification

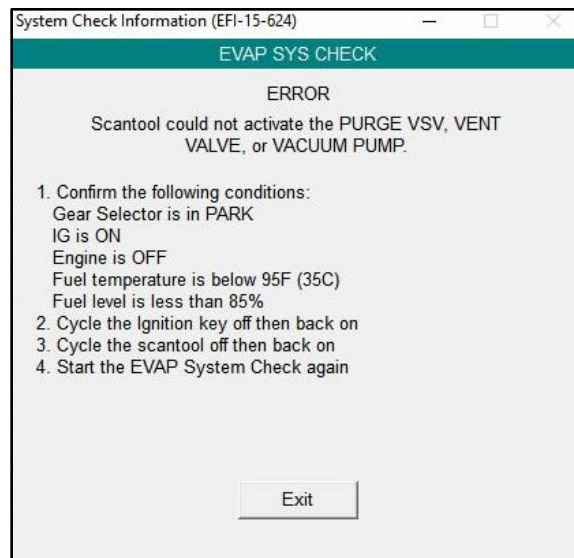
Applicability

YEAR(S)	MODEL(S)	ADDITIONAL INFORMATION
2016 - 2018	Land Cruiser	

Introduction

Some 2016 – 2018 model year Land Cruiser vehicles may exhibit a condition where the Techstream EVAP System Check Utility will not run as shown. The Transmission Control Module (TCM) logic has been modified to address this condition. Follow the Repair Procedure in this bulletin to address this condition.

Figure 1.



Production Change Information

This bulletin applies to vehicles produced **BEFORE** the Production Change Effective VIN shown below.

MODEL	PRODUCTION CHANGE EFFECTIVE VIN
Land Cruiser	JTMCY7AJ#J4069777

Techstream Cannot Command Self-EVAP Test

Warranty Information

OP CODE	DESCRIPTION	TIME	OFF	T1	T2
EG1815	Reprogram TCM	0.4	89530-60514	72	99
			89530-60611		

APPLICABLE WARRANTY

- This repair is covered under the Toyota Basic Warranty. This warranty is in effect for 36 months or 36,000 miles, whichever occurs first, from the vehicle's in-service date.
- Warranty application is limited to occurrence of the specified condition described in this bulletin.
- For California specification vehicles sold, registered, and operated in California, Connecticut, Delaware, Maine, Maryland, Massachusetts, New Jersey, New York, Oregon, Pennsylvania, Rhode Island, Vermont, and Washington, this repair is covered under the California Emission Warranty for 84 months or 70,000 miles from the vehicle's in-service date, whichever occurs first.

Parts Information

MODEL YEAR	PART NUMBER		PART NAME	QTY
	PREVIOUS	NEW		
2016 – 2017	89530-60514	89530-60515	Computer, Transmission Control (TCM)	–
2018	89530-60611	89530-60660		
All	00451-00001-LBL		Authorized Modifications Labels	1

NOTE

- The TCM should NOT be replaced as part of the Repair Procedure.
- Authorized Modifications Labels may be ordered in packages of 25 from the Materials Distribution Center (MDC) through *Dealer Daily – Parts – Dealer Support Materials Orders*.

Techstream Cannot Command Self-EVAP Test

Required Tools & Equipment

REQUIRED EQUIPMENT	SUPPLIER	PART NUMBER	QTY
Techstream 2.0*	ADE	TS2UNIT	1
Techstream Lite		TSLITEPDLR01	
Techstream Lite (Green Cable)		TSLP2DLR01	

* Essential SST.

NOTE

- Only ONE of the Techstream units listed above is required.
- Software version 13.10.019 or later is required.
- Additional Techstream units may be ordered by calling Approved Dealer Equipment (ADE) at 1-800-368-6787.
- Use Techstream or an approved J2534 interface to perform flash reprogramming updates. Visit techinfo.toyota.com for more information regarding J2534 reprogramming.

SPECIAL SERVICE TOOLS (SST)	PART NUMBER	QTY
GR8 Battery Diagnostic Station*	00002-MCGR8	1

* Essential SST

NOTE

Additional SSTs may be ordered by calling 1-800-933-8335.

Calibration Information

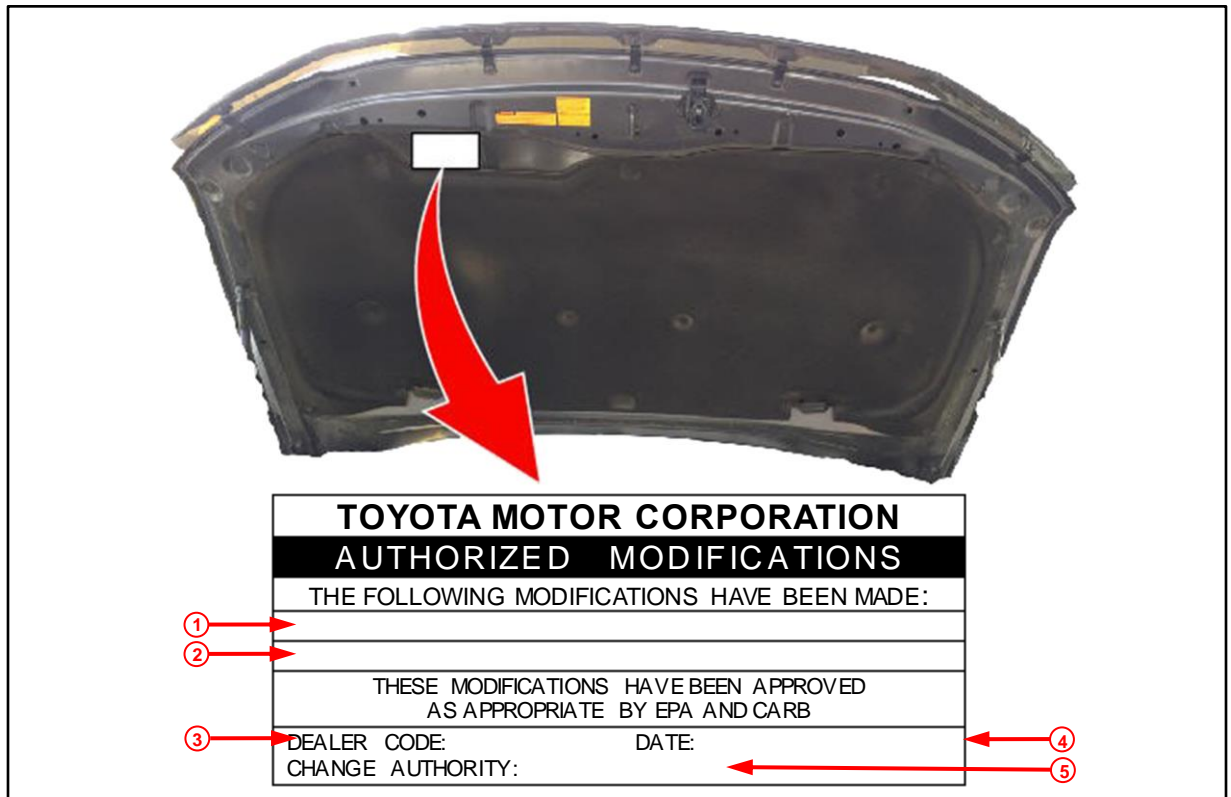
MODEL	MODEL YEAR	CALIBRATION ID	
		PREVIOUS	NEW
Land Cruiser	2016 – 2017	895366011000	895366011500
		895366011100	
		895366011200	
		895366011300	
		895366011400	
	2018	895366017000	895366020000
		895366017100	

Techstream Cannot Command Self-EVAP Test

Repair Procedure

1. Connect Techstream to the vehicle and attempt to run the EVAP System Check Utility (*Engine and ECT – Utility – Evaporative System Check*).
Does the EVAP System Check run?
 - **YES** — This bulletin does NOT apply. Continue diagnosis using the applicable Repair Manual.
 - **NO** — Continue to step 2.
2. Check for the Authorized Modifications Label affixed to the vehicle in the location shown below. Confirm if the TCM calibration has been updated.
Is the calibration ID listed the latest TCM calibration?
 - **YES** — This bulletin does NOT apply. Continue diagnosis using the applicable Repair Manual.
 - **NO** — Continue to step 3.

Figure 2. Location of Authorized Modifications Label for 2016 – 2018 Land Cruiser



1	Replacement TCM Part Number (i.e., 89530-60515)
2	New Calibration ID(895366011500)
3	Dealer Code

4	Date Completed
5	This SB Number

Techstream Cannot Command Self-EVAP Test

Repair Procedure (continued)

3. Flash reprogram the TCM.

NOTE

- The GR8 Battery Diagnostic Station **MUST** be used in Power Supply Mode to maintain battery voltage at 13.5V while flash reprogramming vehicle.
- For details on how to use the GR8 Battery Diagnostic Station, refer to the [GR8 Instruction Manual](#) located at *TIS – Diagnostics – Tools & Equipment – Battery Diagnostics*.

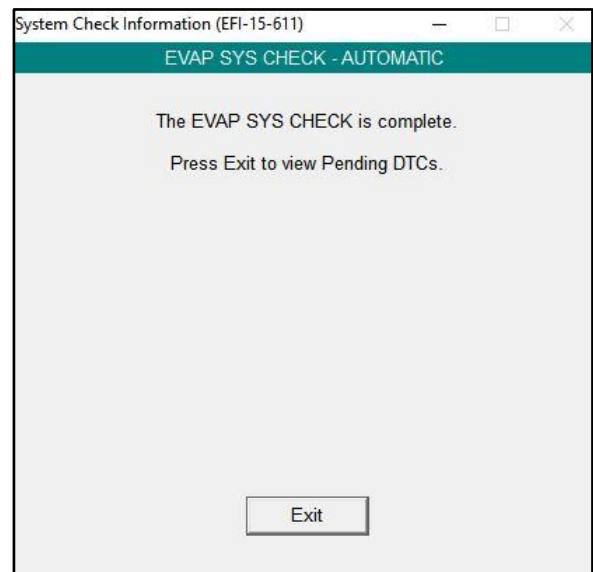
Follow the procedures outlined in Service Bulletin No. [T-SB-0134-16](#), *Techstream ECU Flash Reprogramming Procedure*, and flash the TCM with the NEW calibration file update.

4. Prepare and install the Authorized Modifications Label.
 - A. Using a permanent marker, enter the following information on the label:
 - TCM part number [Refer to the **Parts Information** section for the **NEW PART NUMBER**]
 - Calibration ID(s) [Refer to the **Calibration Information** section for the **NEW CALIBRATION ID**]
 - Dealer Code
 - Repair Date
 - Change Authority [**This bulletin number**]

Install the Authorized Modifications Label to the vehicle at the location shown in Figure 2. The Authorized Modifications Label is available through the MDC, P/N 00451-00001-LBL.

5. Connect Techstream to the vehicle and run the EVAP System Check Utility (*Engine and ECT – Utility – Evaporative System Check*).
Confirm proper operation as shown.

Figure 3.



6. Start the engine and test-drive the vehicle to confirm proper operation.