

TPI SERVICE BULLETIN



Model: Huracan (4WD Only) Date: 27/07/2018
Model Year: All Group: TPI_LB62X.02.18
VIN Range: All TPI Description: 2WD to 4WD

Object:

Information bulletin regarding the supply of the Huracan V10 engine for the 4WD version.

Information to the field:

The Huracan V10 spare engines for 4WD version will be supplied to the dealers without the Transmission Shaft (inside engine).

The engine supplied is the same for both 4WD and 2WD models: the new engines will be supplied in the 2WD version.

It will be important, in case of replacement of the engine of a Huracan version 4WD, the installation of the transmission shaft and its sub-parts before mounting in the car.

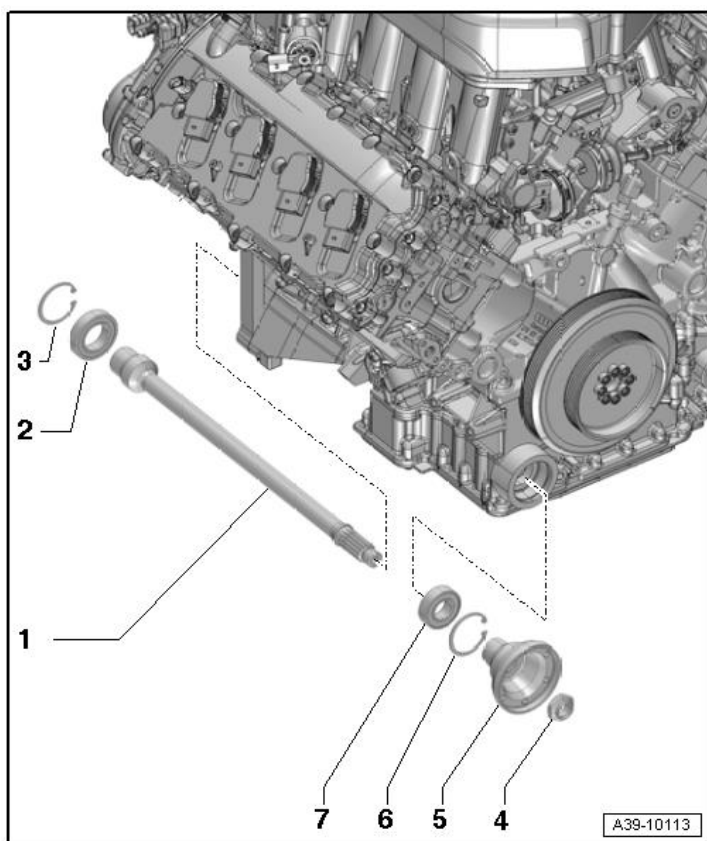
General information

Time required for the operation

Labor: 1h

List of enclosed parts

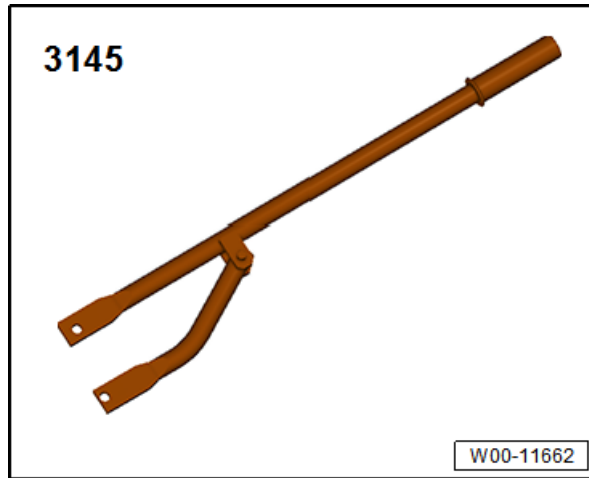
The engine for 4WD version will be supplied with the following loose parts that need to be installed on the engine before installing on the car.



REF.	PART NUMBER	DESCRIPTION
1	086311101H	Transmission shaft
2	086311435A	Rear ball bearing
3	N0123191	Rear Seeger
4	086311495	Nut
5	086311845	Flange
6	N0122902	Front Seeger
7	086311430A	Front ball bearing

Special tools

Counterhold tool 3145.




Socket (36 mm) T10125.



Rev.01	<p><i>The information and procedures published below are strictly confidential and intended exclusively for authorized operators and individuals. All copyrights are the property of Automobili Lamborghini S.p.A based on copyright law. The company reserves the right to make updates and modifications. The reprinting, reproduction, forwarding to unauthorized people and/or to third parties and partial or entire translation thereof are prohibited without written authorization from Automobili Lamborghini S.p.A.</i></p>	3/7
--------	---	-----

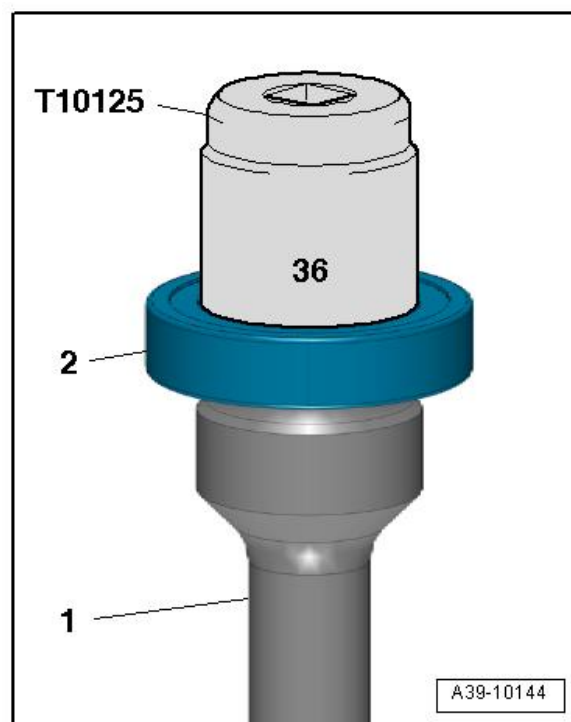
Assembly tool -3350-



Circlip pliers (commercially available).

Installation procedure

1. Insert the rear ball bearing on the transmission shaft -1- till stop using (36mm) socket T10125.



Rev.01	<i>The information and procedures published below are strictly confidential and intended exclusively for authorized operators and individuals. All copyrights are the property of Automobili Lamborghini S.p.A based on copyright law. The company reserves the right to make updates and modifications. The reprinting, reproduction, forwarding to unauthorized people and/or to third parties and partial or entire translation thereof are prohibited without written authorization from Automobili Lamborghini S.p.A.</i>	4/7
--------	--	-----


2. Insert the front ball bearing (front) onto intake module (front of engine block) with tool 3350/2.




3. Install the Seeger ring with the circlip pliers.



4. Insert the shaft into the engine block.

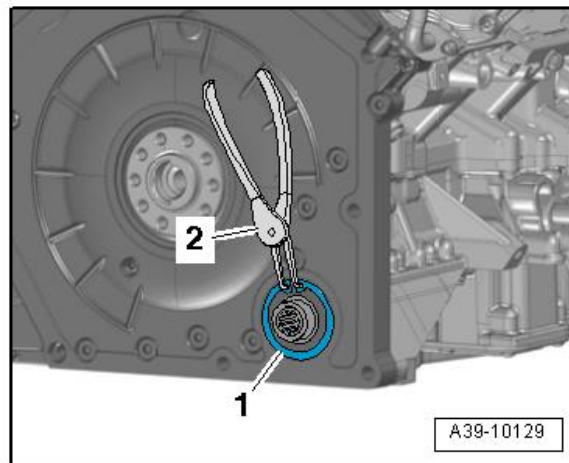


5. Complete the insertion with the help of a plastic hammer and the insertion tool.

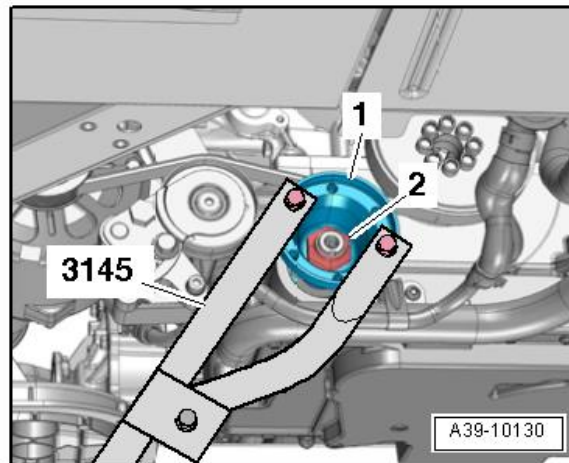


Rev.01	<i>The information and procedures published below are strictly confidential and intended exclusively for authorized operators and individuals. All copyrights are the property of Automobili Lamborghini S.p.A based on copyright law. The company reserves the right to make updates and modifications. The reprinting, reproduction, forwarding to unauthorized people and/or to third parties and partial or entire translation thereof are prohibited without written authorization from Automobili Lamborghini S.p.A.</i>	6/7
--------	--	-----

6. Install the Seeger ring with the circlip pliers.



7. Install the flange to the shaft, using counterhold tool 3145 and tighten the nut to 170 Nm. Peen nut in position after tightening.



For any further information do not hesitate to contact your Area Manager or service.department@lamborghini.com.

Regards,
Lamborghini Technical Support

Rev.01	<i>The information and procedures published below are strictly confidential and intended exclusively for authorized operators and individuals. All copyrights are the property of Automobili Lamborghini S.p.A based on copyright law. The company reserves the right to make updates and modifications. The reprinting, reproduction, forwarding to unauthorized people and/or to third parties and partial or entire translation thereof are prohibited without written authorization from Automobili Lamborghini S.p.A.</i>	7/7
--------	--	-----