

Subject		Market
Seat (Position Control) ECU Initialization		USA
Service Category	Section	
Vehicle Interior	Seat	
Applicability		
'19 ES w/driving position memory		

### APPLICABLE VEHICLES

2019	ES300H	2019	ES350
------	--------	------	-------

### CONDITION

Some 2019 ES vehicles are equipped with driving position memory seat. The seat (position control) ECU may need to be initialized if the seat memory settings cannot be recorded. Refer to the Recommendations section of this Tech Tip for clarification of the seat ECU clearing/initialization procedures.

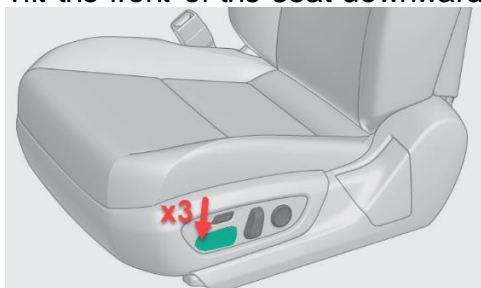
### RECOMMENDATIONS

Seat (Position Control) ECU Clearing/Initialization Procedure Clarification (steps correspond to repair manual):

a) IG-ON

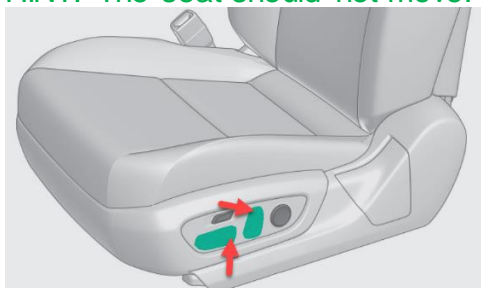
#### CLEARING ECU (steps b-c)

b) Tilt the front of the seat downward 3 times (tap switch down 3 times).



c) Within 10 seconds of (b), simultaneously raise and recline the seat. Hold for about 10 seconds until you hear a beep.

**HINT: The seat should not move.**

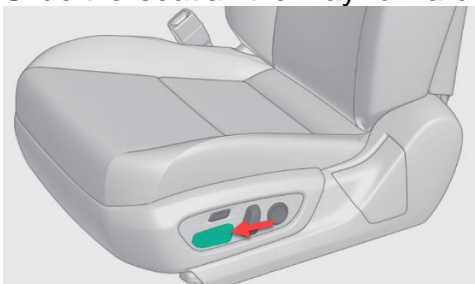


Subject	Market
<b>Seat (Position Control) ECU Initialization</b>	<b>USA</b>
Applicability	
'19 ES w/driving position memory	

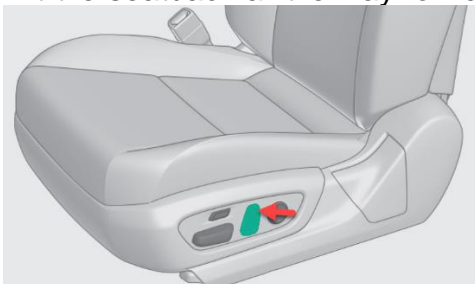
## RECOMMENDATIONS

### INITIALIZING ECU (steps d-h)

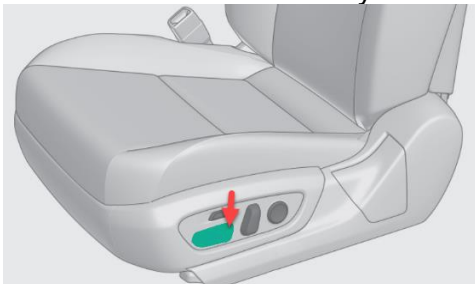
- d) Slide the seat all the way forward and continue to hold for an additional second.



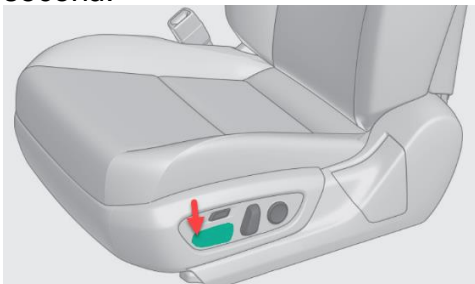
- e) Tilt the seatback all the way forward and continue to hold for an additional second.



- f) Lower the seat all the way down and continue to hold for an additional second.



- g) Tilt the front of seat cushion all the way down and continue to hold for an additional second.



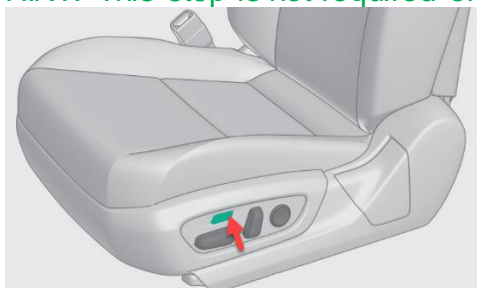
Subject	Market
<b>Seat (Position Control) ECU Initialization</b>	<b>USA</b>
Applicability	
'19 ES w/driving position memory	

## RECOMMENDATIONS

### INITIALIZING ECU (continued)

- h) If equipped with 10-way power seats, retract the front of the seat cushion all the way in and continue to hold for an additional second.

**HINT:** This step is not required on vehicles with 8-way power seats.



### CONFIRMATION OF INITIALIZATION

If the seat (Position Control) ECU has been properly initialized, you will be able to record the seat position into memory. See pages 108-109 of Owner's Manual (in Link References) for driving position recording and recalling procedures.

## LINK REFERENCES

1. [SEAT: POWER SEAT CONTROL SYSTEM: GENERAL; 2019 MY ES300H ES350 \[06/2018 - ???????\]](#)
2. [SEAT: POWER SEAT CONTROL SYSTEM: PARTS LOCATION; 2019 MY ES300H ES350 \[06/2018 - ???????\]](#)
3. [SEAT: FRONT POWER SEAT CONTROL SYSTEM\(for Gasoline Model with Memory\): REGISTRATION; 2019 MY ES350 \[06/2018 - ???????\]](#)
4. [SEAT: FRONT POWER SEAT CONTROL SYSTEM\(for HV Model with Memory\): REGISTRATION; 2019 MY ES300H \[06/2018 - ???????\]](#)
5. [Lexus 2019 ES350 Owner's Manual \(OM06130U\)](#)