



---

# SERVICE BULLETIN

---

Classification: FA17-001b	Reference: NTB17-040b	Date: September 24, 2018
------------------------------	--------------------------	-----------------------------

## REVISED WHEEL ALIGNMENT SPECIFICATIONS

**This bulletin has been amended to add 2018-2019 Kicks.  
Please discard previous versions of this bulletin.**

- APPLIED VEHICLES:**
- 2016-2017 Altima (L33)
  - 2016-2017 Frontier (D40)
  - 2018-2019 Kicks (P15)
  - 2016-2017 LEAF (ZE0)
  - 2016-2017 Maxima (A36)
  - 2016-2017 Murano (Z52)
  - 2016 Murano Hybrid (Z52)
  - 2016-2017 NV200 (M20)
  - 2016-2017 NV Cargo and Passenger Van (F80)
  - 2016-2017 Pathfinder (R52)
  - 2016-2017 Rogue (T32)
  - 2017 Rogue Hybrid (T32)
  - 2016-2017 TAXI
  - 2016-2018 Versa Note (E12)
  - 2016-2018 Versa Sedan (N17)

### SERVICE INFORMATION

For the Applied Vehicles, some wheel alignment specifications listed in the Front Suspension and Rear Suspension sections of the Electronic Service Manual (ESM) have been revised.

Updated ESMs will be distributed to the field as quickly as possible.

Until the updated ESMs are made available, please use the corrected specifications listed in this bulletin.

Nissan Bulletins are intended for use by qualified technicians, not 'do-it-yourselfers'. Qualified technicians are properly trained individuals who have the equipment, tools, safety instruction, and know-how to do a job properly and safely. NOTE: If you believe that a described condition may apply to a particular vehicle, DO NOT assume that it does. See your Nissan dealer to determine if this applies to your vehicle.

## Table of Contents

	Page
2016-2017 Altima .....	3
2016-2017 Frontier .....	5
2018-2019 Kicks.....	6
2016-2017 LEAF .....	7
2016-2017 Maxima .....	9
2016-2017 Murano .....	12
2016 Murano Hybrid .....	14
2016-2017 NV200 .....	16
2016-2017 NV Cargo and Passenger Van .....	18
2016-2017 Pathfinder .....	19
2016-2017 Rogue .....	21
2017 Rogue Hybrid .....	23
2016-2017 TAXI .....	25
2016-2018 Versa Note .....	27
2016-2018 Versa Sedan .....	29

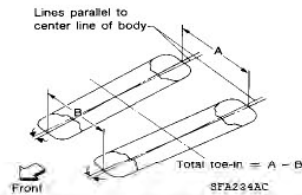
# 2016-2017 Altima

## Front Wheel Alignment Specifications

### Wheel Alignment (Unladen\*<sup>1</sup>)

INFOID:000000014604968

Market		United States		Canada	
Tire size		215/60R16 and 215/55R17	235/45R18	215/60R16, and 215/55R17	235/45R18
Camber Degree minute (Decimal degree)	Minimum	-1° 09' 18" (-1.155°)			
	Nominal	-0° 19' 48" (-0.330°)			
	Maximum	0° 29' 42" (0.495°)			
	Difference (LH - RH)	0° 00' 00" ± 0° 33' 00" (0° ± 0.55°)			
Caster *2 Degree minute (Decimal degree)	Minimum	4° 01' 12" (4.02°)	4° 06' 00" (4.10°)	4° 01' 12" (4.02°)	
	Nominal	4° 55' 12" (4.92°)	5° 00' 00" (5.00°)	4° 55' 12" (4.92°)	
	Maximum	5° 49' 12" (5.82°)	5° 54' 00" (5.90°)	5° 49' 12" (5.82°)	
Kingpin inclination Degree minute (Decimal degree)	Minimum	13° 34' 48" (13.58°)	13° 40' 12" (13.67°)	13° 34' 48" (13.58°)	13° 40' 12" (13.67°)
	Nominal	14° 19' 48" (14.33°)	14° 25' 12" (14.42°)	14° 19' 48" (14.33°)	14° 25' 12" (14.42°)
	Maximum	15° 04' 48" (15.08°)	15° 10' 12" (15.17°)	15° 04' 48" (15.08°)	15° 10' 12" (15.17°)



Total toe-in	Distance (A - B)	Minimum	Out 1.7 mm (Out 0.067 in)
		Nominal	In 0.8 mm (In 0.031 in)
		Maximum	In 3.3 mm (In 0.130 in)
	Angle (LH and RH) Degree minute (Decimal degree)	Minimum	Out 0° 07' 48" (Out 0.13°)
		Nominal	In 0° 04' 12" (In 0.07°)
		Maximum	In 0° 16' 12" (In 0.27°)

\*1: Fuel, engine coolant, and lubricants are full. Spare tire, jack, hand tools, and mats are in designated positions.

\*2: For the caster angle, the difference between right and left against the ground surface shall be ± 0° 30' (± 0.50°) maximum.

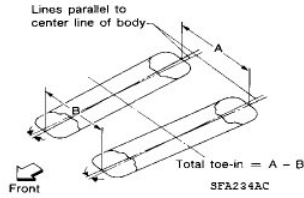
# 2016-2017 Altima

## Rear Wheel Alignment Specifications

### Wheel Alignment (Unladen\*)

INFOID:000000014604991

Camber Degree minute (Decimal degree)	Minimum	-1° 24' 36" (-1.41°)
	Nominal	-0° 39' 36" (-0.66°)
	Maximum	0° 05' 24" (0.09°)



Total toe-in	Distance (A - B)	Minimum	Out 2.6 mm (Out 0.102 in)
		Nominal	In 1.4 mm (In 0.055 in)
		Maximum	In 5.4 mm (In 0.213 in)
	Angle (LH and RH) Degree minute (Decimal degree)	Minimum	Out 0° 10' 48" (Out 0.18°)
		Nominal	In 0° 07' 12" (In 0.12°)
		Maximum	In 0° 25' 12" (In 0.42°)

\*1: Fuel, engine coolant, and lubricants are full. Spare tire, jack, hand tools, and mats are in designated positions.

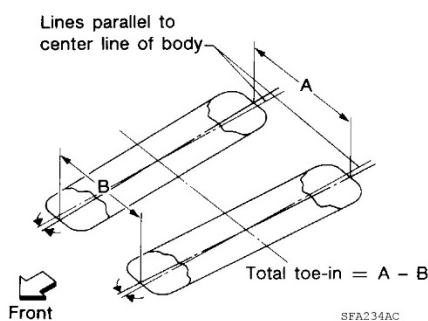
# 2016-2017 Frontier

## Front Wheel Alignment Specifications

### Wheel Alignment (Unladen\*1)\*6

INFOID:000000014654831

Drive type		2WD	4WD
Camber Degree minute (decimal degree)	Minimum	-0° 34' (-0.575°)	-0° 19' (-0.325°)
	Nominal	0° 15' (0.25°)	0° 30' (0.50°)
	Maximum	1° 04' (1.075°)	1° 19' (1.325°)
	Cross camber	0° 00' ± 0° 49' (0.00° ± 0.825°)	0° 00' ± 0° 49' (0.00° ± 0.825°)
Caster Degree minute (decimal degree)	Minimum	1° 51' (1.85°)	1° 36' (1.6°)
	Nominal	2° 45' (2.75°)	2° 30' (2.5°)
	Maximum	3° 39' (3.65°)	3° 24' (3.4°)
	Cross caster	0° 00' ± 0° 49' (0.00° ± 0.825°)	0° 00' ± 0° 49' (0.00° ± 0.825°)
Kingpin inclination Degree minute (decimal degree)	Nominal	13° 00' 00" (13.000°)	12° 45' 00" (12.750°)



Total toe-in	Distance	Minimum	Out 2.5 mm (Out 0.09 in)
		Nominal	In 4.0 mm (In 0.16 in)
		Maximum	In 10.5 mm (In 0.41 in)
	Angle Degree minute (Decimal degree)	Minimum	Out 0° 03' (Out 0.05°)
		Nominal	In 0° 09' (In 0.15°)
		Maximum	In 0° 21' (In 0.35°)
Wheel turning angle (full turn)	Inside Degree minute (Decimal degree)	33° 28' 12" – 35° 28' 12" *2 (33.47° – 35.47°)	33° 37' 48" – 35° 37' 48" *4 (33.63° – 35.63°)
	Outside Degree minute (Decimal degree)	29° 27' 00" – 31° 27' 00" *3 (29.45° – 31.45°)	29° 49' 12" – 31° 49' 12" *5 (29.82° – 31.82°)

\*1: Fuel, radiator coolant and engine oil full. Spare tire, jack, hand tools and mats in designated positions.

\*2: Target value 35° 28' 12" (35.47°)

\*3: Target value 31° 27' 00" (31.45°)

\*4: Target value 35° 37' 48" (35.63°)

\*5: Target value 31° 49' 12" (31.82°)

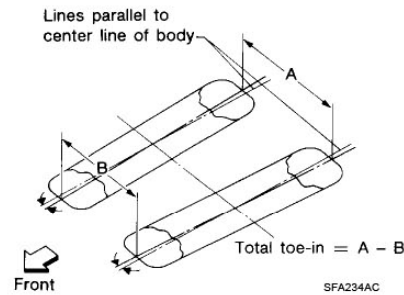
\*6: Some vehicles may be equipped with straight (non-adjustable) lower link bolts and washers. In order to adjust camber and caster on these vehicles, first replace the lower link bolts and washers with adjustable (cam) bolts and washers.

# 2018-2019 Kicks

## Front Wheel Alignment Specifications

### Wheel Alignment (Unladen\*)

Item		Standard
Camber Degree minute (Decimal degree)	Minimum	-0° 50 ' (-0.84°)
	Nominal	0° 05 ' (0.08°)
	Maximum	1° 00 ' (1.00°)
	LH and RH difference* <sup>1</sup>	0° 50 ' (0.82 °)
Caster Degree minute (Decimal degree)	Minimum	4° 40 ' (4.67°)
	Nominal	5° 30' (5.50°)
	Maximum	6° 20 ' (6.33°)
	LH and RH difference* <sup>1</sup>	0° 50 ' (0.82 °)
Kingpin inclination Degree minute (Decimal degree)	Minimum	11° 25' 00" (11.42°)
	Nominal	12° 10' 00" (12.17°)
	Maximum	12° 55' 00" (12.92°)



Total toe-in	Distance (A - B)	Minimum	Out 1.7 mm (Out 0.067 in)
		Nominal	In 0.8 mm (In 0.031 in)
		Maximum	In 3.3 mm (In 0.130 in)
	Angle (LH and RH) Degree minute (Decimal degree)	Minimum	Out 0° 09 ' (Out 0.15°)
		Nominal	In 0° 05 ' (In 0.08°)
		Maximum	In 0° 18 ' (In 0.31°)

\*: Fuel, engine coolant, and lubricants are full. Spare tire, jack, hand tools, and mats are in designated positions.

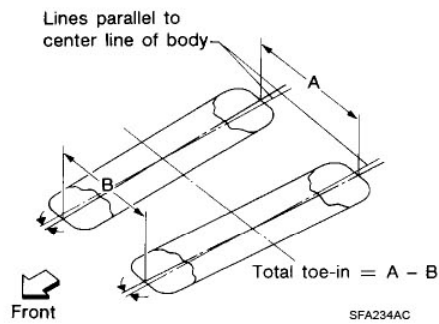
# 2016-2017 LEAF

## Front Wheel Alignment Specifications

### Wheel Alignment

INFOID:000000012418721

Item	Standard	
Camber Degree minute (Decimal degree)	Minimum	-1° 19' 30" (-1.325°)
	Nominal	-0° 30' 00" (-0.50°)
	Maximum	0° 19' 30" (0.325°)
	LH and RH difference* <sup>1</sup>	-0° 48' (-0.80°) - 0° 48' (0.80°)
Caster Degree minute (Decimal degree)	Minimum	4° 10' 48" (4.18°)
	Nominal	5° 05' 00" (5.08°)
	Maximum	5° 58' 48" (5.98°)
	LH and RH difference* <sup>1</sup>	-0° 48' (-0.80°) - 0° 48' (0.80°)
Kingpin inclination Degree minute (Decimal degree)	Minimum	11° 25' 00" (11.42°)
	Nominal	12° 10' 00" (12.17°)
	Maximum	12° 55' 00" (12.92°)



Total toe-in	Distance (A - B)	Minimum	Out 2 mm (Out 0.08 in)
		Nominal	0 mm (0.00 in)
		Maximum	In 2 mm (In 0.08 in)
	Angle (LH and RH) Degree minute (Decimal degree)	Minimum	Out 0° 12' 00" (Out 0.20°)
		Nominal	0° 00' 00" (0.00°)
		Maximum	In 0° 12' 00" (In 0.20°)

Measure values under unladen\*<sup>2</sup> conditions.

\*1: A difference when assuming the LH a standard.

\*2: Fluids and lubricants are full. Tire repair kit and mats are in designated positions.

### Ball Joint

INFOID:000000012418722

Item	Standard
Swing torque	0.5 – 4.9 N·m (0.06 – 0.49 kg·m, 5 – 43 in·lb)
Measurement on spring balance	15.4 – 150.8 N (1.6 – 15.3 kg, 3.5 – 33.8 lb)
Axial end play	0 mm (0 in)

# 2016-2017 LEAF

## Rear Wheel Alignment Specifications

### Wheel Alignment

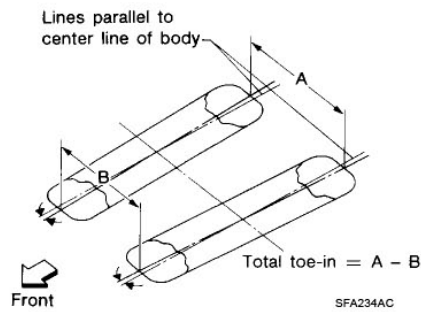
INFOID:0000000012418743

B

Tire size		205/55R16	215/50R17
Camber Degree minute (Decimal degree)	Minimum	-2° 10' 12" (-2.17°)	
	Nominal	-1° 25' 12" (-1.42°)	
	Maximum	-0° 40' 12" (-0.67°)	

C

D



F

G

Total toe-in	Distance (A - B)	Minimum	In 1.0 mm (In 0.04 in)
		Nominal	In 5.0 mm (In 0.20 in)
		Maximum	In 9.0 mm (In 0.35 in)
	Angle (LH and RH) Degree minute (Decimal degree)	Minimum	In 0° 10' 12" (In 0.17°)
		Nominal	In 0° 30' 00" (In 0.5°)
		Maximum	In 0° 49' 48" (In 0.83°)

H

I

J

Measure values under unladen\* conditions.

\*: Fuel, engine coolant, and lubricants are full. Spare tire, jack, hand tools, and mats are in designated positions.

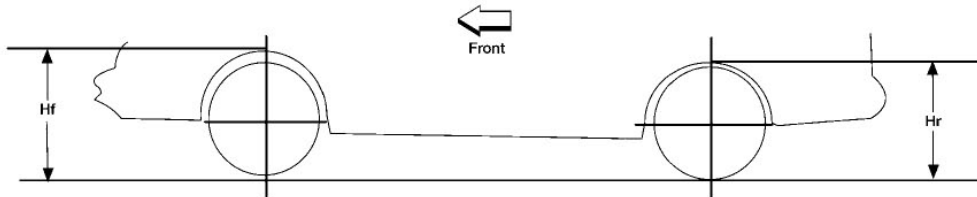
### Wheelarch Height

INFOID:0000000012418744

K

#### UNITED STATES

L



M

N

LEIA0085E

Tire size	205/55R16	215/50R17
Front (Hf)	706 mm (27.80 in)	714 mm (28.11 in)
Rear (Hr)	708 mm (27.87 in)	714 mm (28.11 in)

O

P

Measure values under unladen\* conditions.

\*: Fluid and lubricants are full. Tire repair kit and mats are in designated positions.



# 2016-2017 Maxima

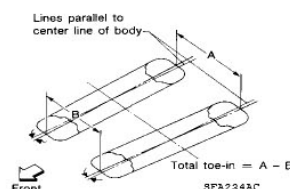
## Front Wheel Alignment Specifications

### Wheel Alignment (Unladen\*)

INFOID:000000011935670

#### UNITED STATES & CANADA

Tire size		P245/45R18	P245/40R19
Camber Degree minute (Decimal degree)	Minimum	-1° 12' 54" (-1.215°)	
	Nominal	-0° 23' 24" (-0.390°)	
	Maximum	0° 26' 06" (0.435°)	
	(LH) and (RH) difference	0° 00' 00" ± 0° 33' 00" (0.00°± 0.55°)	
Caster Degree minute (Decimal degree)	Minimum	3° 54' 00" (3.90°)	4° 00' 00" (4.00°)
	Nominal	4° 48' 00" (4.80°)	4° 54' 00" (4.90°)
	Maximum	5° 42' 00" (5.70°)	5° 48' 00" (5.80°)
	(LH) and (RH) difference	0° 00' 00" ± 0° 30' 00" (0.00°± 0.50°)	
Kingpin inclination Degree minute (Decimal degree)		14° 24' 00" ± 0° 45' 00" (14.40°± 0.75°)	



Total toe-in	Distance (A - B)	Minimum	Out 2.2 mm (Out 0.087 in)
		Nominal	In 0.8 mm (In 0.031 in)
		Maximum	In 3.8 mm (In 0.150 in)
	Angle (LH and RH) Degree minute (Decimal degree)	Minimum	Out 0° 07' 48" (Out 0.13°)
		Nominal	In 0° 04' 12" (In 0.07°)
		Maximum	In 0° 16' 12" (In 0.27°)

\*: Fuel, engine coolant, and lubricants are full. Spare tire, jack, hand tools, and mats are in designated positions.

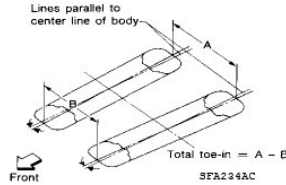
#### MEXICO

Camber Degree minute (Decimal degree)	Minimum	-1° 05' 06" (-1.085°)
	Nominal	-0° 15' 36" (-0.260°)
	Maximum	0° 33' 54" (0.565°)
	(LH) and (RH) difference	0°00' 00" ± 0° 33' 00" (0.00°± 0.55°)
Caster Degree minute (Decimal degree)	Minimum	3° 36' 00" (3.60°)
	Nominal	4° 30' 00" (4.50°)
	Maximum	5° 24' 00" (5.40°)
	(LH) and (RH) difference	0° 00' 00" ± 0° 30' 00" (0.00°± 0.50°)
Kingpin inclination Degree minute (Decimal degree)		14° 10' 12" ± 0° 45' 00" (14.17° ± 0.75°)

Continued on next page

# 2016-2017 Maxima

## Front Wheel Alignment Specifications (continued)



Total toe-in	Distance (A - B)	Minimum	Out 2.2 mm (Out 0.087 in)
		Nominal	In 0.8 mm (In 0.031 in)
		Maximum	In 3.8 mm (In 0.150 in)
	Angle (LH and RH) Degree minute (Decimal degree)	Minimum	Out 0° 07' 48" (Out 0.13°)
		Nominal	In 0° 04' 12" (In 0.07°)
		Maximum	In 0° 16' 12" (In 0.27°)

\*: Fuel, engine coolant, and lubricants are full. Spare tire, jack, hand tools, and mats are in designated positions.

### Ball Joint

INFOID:000000012262290

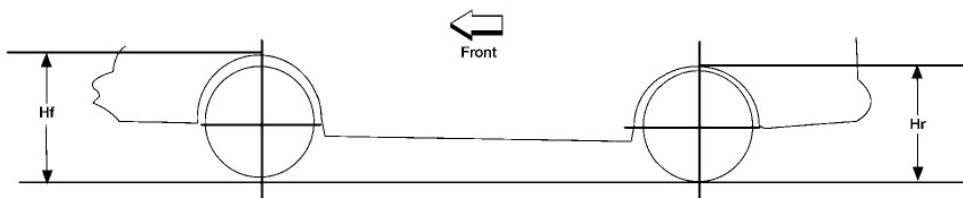
Item	Standard
Swinging torque	0.5 – 4.9 N·m (0.05 – 0.50 kg-m, 4 – 43 in-lb)
Rotating torque	0.5 – 4.9 N·m (0.05 – 0.50 kg-m, 4 – 43 in-lb)
Axial end play	0.1 mm (0.004 in)

### Wheelarch Height (Unladen\*<sup>1</sup>)

INFOID:000000011935672

#### UNITED STATES & CANADA

Unit: mm (in)



LE1A008SE

Tire size	P245/45R18	P245/40R19
Front (Hf)	708 (27.87)	704 (27.72)
Rear (Hr)	719 (28.31)	712 (28.03)

\*: Fuel, engine coolant, and lubricants are full. Spare tire, jack, hand tools, and mats are in designated positions.

# 2016-2017 Maxima

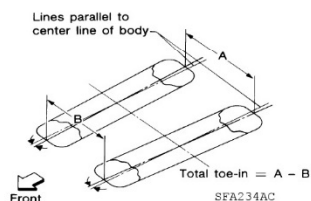
## Rear Wheel Alignment Specifications

### Wheel Alignment (Unladen\*<sup>1</sup>)

INFOID:000000011932742

#### UNITED STATES & CANADA

Market		United States		Canada	
Tire size		P245/45R18	P245/40R19	P245/45R18	P245/40R19
Camber Degree minute (Decimal degree)	Minimum	-1° 08' 24" (-1.14°)	-1° 18' 00" (-1.30°)	-1° 05' 24" (-1.09°)	-1° 15' 36" (-1.26°)
	Nominal	-0° 23' 24" (-0.39°)	-0° 33' 00" (-0.55°)	-0° 20' 24" (-0.34°)	-0° 33' 36" (-0.51°)
	Maximum	0° 21' 36" (0.36°)	0° 12' 00" (0.20°)	0° 24' 36" (0.41°)	0° 14' 24" (0.24°)

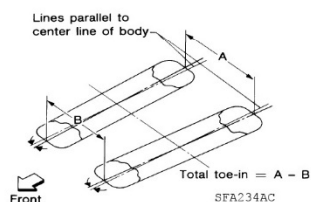


Total toe-in	Distance (A - B)	Minimum	Out 1.4 mm (Out 0.055 in)	Out 1.0 mm (Out 0.039 in)	Out 1.4 mm (Out 0.055 in)	Out 1.0 mm (Out 0.039 in)
		Nominal	In 2.6 mm (In 0.102 in)	In 3.0 mm (In 0.118 in)	In 2.6 mm (In 0.102 in)	In 3.0 mm (In 0.118 in)
		Maximum	In 6.6 mm (In 0.260 in)	In 7.0 mm (In 0.276 in)	In 6.6 mm (In 0.260 in)	In 7.0 mm (In 0.276 in)
	Angle (LH and RH) Degree minute (Decimal degree)	Minimum	Out 0° 04' 48" (Out 0.08°)	Out 0° 02' 24" (Out 0.04°)	Out 0° 04' 48" (Out 0.08°)	Out 0° 02' 24" (Out 0.04°)
		Nominal	In 0° 13' 12" (In 0.22°)	In 0° 15' 36" (In 0.26°)	In 0° 13' 12" (In 0.22°)	In 0° 15' 36" (In 0.26°)
		Maximum	In 0° 31' 12" (In 0.52°)	In 0° 33' 36" (In 0.56°)	In 0° 31' 12" (In 0.52°)	In 0° 33' 36" (In 0.56°)

\*: Fuel, engine coolant, and lubricants are full. Spare tire, jack, hand tools, and mats are in designated positions.

#### MEXICO

Tire size	P245/45R18	P245/40R19
Camber Degree minute (Decimal degree)	Minimum	-1° 12' 36" (-1.21°)
	Nominal	-0° 27' 36" (-0.46°)
	Maximum	0° 17' 24" (0.29°)



Total toe-in	Distance (A - B)	Minimum	Out 3.5 mm (Out 0.138 in)
		Nominal	In 0.5 mm (In 0.020 in)
		Maximum	In 4.5 mm (In 0.177 in)
	Angle (LH and RH) Degree minute (Decimal degree)	Minimum	Out 0° 15' 36" (Out 0.26°)
		Nominal	In 0° 02' 24" (In 0.04°)
		Maximum	In 0° 20' 24" (In 0.34°)

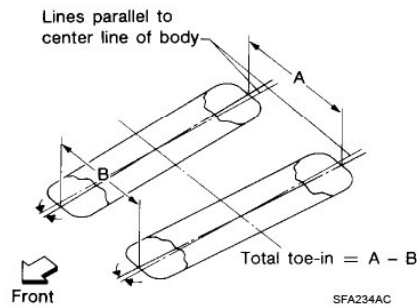
# 2016-2017 Murano

## Front Wheel Alignment Specifications

### Wheel Alignment (Unladen\*<sup>1</sup>)

INFOID:000000014640133

Measurement wheel		(LH) side	(RH) side
Camber Degree minute (Decimal degree)	Minimum	-1° 04' 30" (-1.075°)	
	Nominal	-0° 15' 00" (-0.25°)	
	Maximum	0° 34' 30" (0.575°)	
	Difference (LH-RH)	0° 0' ±0° 33' (0°±0.55°)	
Caster Degree minute (Decimal degree)	Minimum	3° 51' 00" (3.85°)	
	Nominal	4° 45' 00" (4.75°)	
	Maximum	5° 39' 00" (5.65°)	
	(LH) and (RH) difference	0°30' (0.50°) Maximum	
Kingpin inclination Degree minute (Decimal degree)	Minimum	12° 00' (12.00°)	12° 15' (12.25°)
	Nominal	12° 45' (12.75°)	13° 00' (13.00°)
	Maximum	13° 30' (13.50°)	13° 45' (13.75°)



Total toe-in	Distance (A - B)	Minimum	Out 0.6 mm (Out 0.024 in)
		Nominal	In 1.4 mm (In 0.055 in)
		Maximum	In 3.4 mm (In 0.134 in)
	Angle (LH) and (RH) Degree minute (Decimal degree)	Minimum	Out 0° 06' 00" (Out 0.10°)
		Nominal	In 0° 06' 00" (In 0.10°)
		Maximum	In 0° 18' 00" (In 0.30°)

\*: Fuel, engine coolant, and lubricants are full. Spare tire, jack, hand tools, and mats are in designated positions.

### Ball Joint

INFOID:000000014640134

Item		Standard
Swinging torque	Transverse link	0.5 – 4.9 N·m (0.05 – 0.50 kg-m, 4 – 43 in-lb)
Rotating torque	Transverse link	0.5 – 4.9 N·m (0.05 – 0.50 kg-m, 4 – 43 in-lb)
Axial end play		0.1 mm (0.004 in)

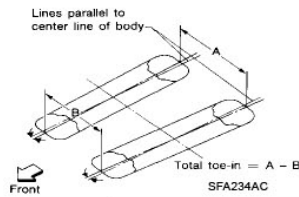
# 2016-2017 Murano

## Rear Wheel Alignment Specifications

### Wheel Alignment (Unladen\*)

INFOID:000000014640161

Item		Standard
Camber Degree minute (Decimal degree)	Minimum	-1° 30' 00" (-1.50°)
	Nominal	-0° 45' 00" (-0.75°)
	Maximum	0° 00' 00" (0.00°)



Total toe-in	Distance (A - B)	Minimum	Out 0.7 mm (Out 0.028 in)
		Nominal	In 3.3 mm (In 0.130 in)
		Maximum	In 7.3 mm (In 0.287 in)
	Angle (LH and RH) Degree minute (Decimal degree)	Minimum	Out 0° 04' 12" (Out 0.07°)
		Nominal	In 0° 13' 48" (In 0.23°)
		Maximum	In 0° 31' 48" (In 0.53°)

\*: Fuel, engine coolant, and lubricants are full. Spare tire, jack, hand tools, and mats are in designated positions.

### Ball Joint

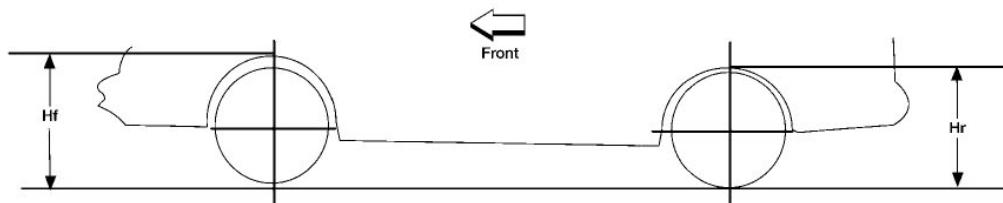
INFOID:000000014640162

Item	Standard
Swinging torque	0.5 – 3.4 N·m (0.05 – 0.35 kg-m, 4 – 30 in-lb)
Rotating torque	0.5 – 3.4 N·m (0.05 – 0.35 kg-m, 4 – 30 in-lb)
Axial end play	0.1 mm (0.004 in)

### Wheelarch Height (Unladen\*)

INFOID:000000014640163

#### UNITED STATES



LEIA0085E

Tire size	235/65R18	235/55R20
Front (Hf)	835 mm (32.87 in)	834 mm (32.83 in)
Rear (Hr)	824 mm (32.44 in)	822 mm (32.36 in)

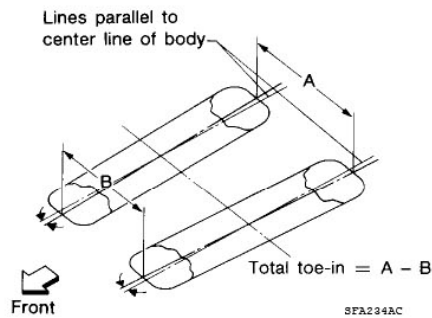
# 2016 Murano Hybrid

## Front Wheel Alignment Specifications

### Wheel Alignment (Unladen\*<sup>1</sup>)

INFOID:000000012920179

Measurement wheel		(LH) side	(RH) side
Camber Degree minute (Decimal degree)	Minimum	- 1° 04' 30" (- 1.075°)	
	Nominal	- 0° 15' 00" (- 0.25°)	
	Maximum	0° 34' 30" (0.575°)	
	Difference (LH-RH)	0° 00' 00" ± 00° 33' 00" (0.0° ± 0.55°)	
Caster Degree minute (Decimal degree)	Minimum	3° 51' 00" (3.85°)	
	Nominal	4° 45' 00" (4.75°)	
	Maximum	5° 39' 00" (5.65°)	
	(LH) and (RH) difference	0° 30' 00" (0.50°) Maximum	
Kingpin inclination Degree minute (Decimal degree)	Minimum	12° 00' 00" (12.00°)	12° 15' 00" (12.25°)
	Nominal	12° 45' 00" (12.75°)	13° 00' 00" (13.00°)
	Maximum	13° 30' 00" (13.50°)	13° 45' 00" (13.75°)



Total toe-in	Distance (A - B)	Minimum	Out 0.6 mm (Out 0.024 in)
		Nominal	In 1.4 mm (In 0.055 in)
		Maximum	In 3.4 mm (In 0.134 in)
	Angle (LH) and (RH) Degree minute (Decimal degree)	Minimum	Out 0° 06' 00" (Out 0.10°)
		Nominal	In 0° 06' 00" (In 0.10°)
		Maximum	In 0° 18' 00" (In 0.30°)

\*: Fuel, engine coolant, and lubricants are full. Spare tire, jack, hand tools, and mats are in designated positions.

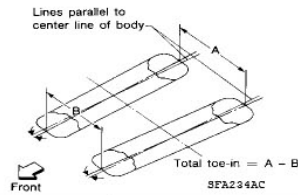
# 2016 Murano Hybrid

## Rear Wheel Alignment Specifications

### Wheel Alignment (Unladen\*)

INFOID:000000012920207

Item		Standard
Camber Degree minute (Decimal degree)	Minimum	- 1° 30' 00" (- 1.50°)
	Nominal	- 0° 45' 00" (- 0.75°)
	Maximum	0° 00' 00" (0.00°)



Total toe-in	Distance (A - B)	Minimum	Out 0.7 mm (Out 0.028 in)
		Nominal	In 3.3 mm (In 0.130 in)
		Maximum	In 7.3 mm (In 0.287 in)
	Angle (LH and RH) Degree minute (Decimal degree)	Minimum	Out 0° 04' 12" (Out 0.07°)
		Nominal	In 0° 13' 48" (In 0.23°)
		Maximum	In 0° 31' 48" (In 0.53°)

\*: Fuel, engine coolant, and lubricants are full. Spare tire, jack, hand tools, and mats are in designated positions.

# 2016-2017 NV200

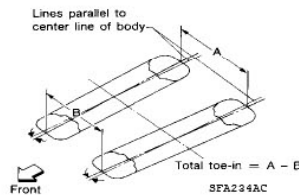
## Front Wheel Alignment Specifications

### Wheel Alignment (Unladen\*1)

INFOID:000000014437677

UNITED STATES and CANADA

Camber Degree minute (Decimal degree)	Minimum	- 1° 09' (-1.15°)
	Nominal	- 0° 20' (- 0.33°)
	Maximum	0° 29' (0.49°)
	(LH) and (RH) difference*2	- 0° 49' (- 0.825°) - 0° 49' (0.825°)
Caster Degree minute (Decimal degree)	Minimum	3° 16' (3.27°)
	Nominal	4° 10' (4.17°)
	Maximum	5° 04' (5.07°)
	(LH) and (RH) difference*2	- 0° 49' (- 0.825°) - 0° 49' (0.825°)
Kingpin inclination Degree minute (Decimal degree)	Minimum	11° 10' (11.17°)
	Nominal	11° 55' (11.92°)
	Maximum	12° 40' (12.67°)



Total toe-in	Distance (A - B)	Minimum	Out 1.0 mm (Out 0.039 in)
		Nominal	In 1.0 mm (In 0.039 in)
		Maximum	In 3.2 mm (In 0.125 in)
	Angle (LH and RH) Degree minute (Decimal degree)	Minimum	Out 0° 06' (Out 0.10°)
		Nominal	In 0° 06' (In 0.10°)
		Maximum	In 0° 18' (In 0.30°)

\*1: Fuel, engine coolant, and lubricants are full. Spare tire, jack, hand tools, and mats are in designated positions.

\*2: The difference when assuming the (LH) side is the standard.

### Ball Joint

INFOID:000000014437678

Swinging torque	0.5 – 4.9 N·m (0.05 – 0.50 kg-m, 4 – 43 in-lb)
Rotating torque	0.5 – 4.9 N·m (0.05 – 0.50 kg-m, 4 – 43 in-lb)
Axial end play	0 mm (0 in)



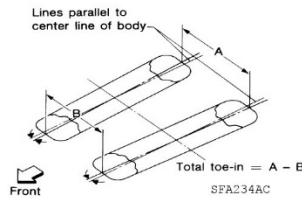
# 2016-2017 NV200

## Rear Wheel Alignment Specifications

### Wheel Alignment (Unladen\*)

INFOID:000000014438852

Camber Degree minute (Decimal degree)	Minimum	-2° 00' (-2.00°)
	Nominal	-1° 30' (-1.50°)
	Maximum	-1° 00' (-1.00°)

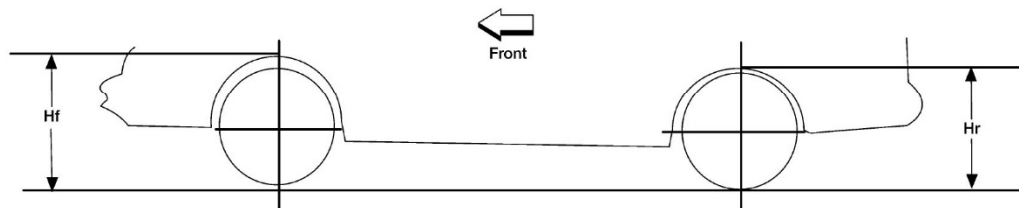


Total toe-in	Distance (A - B)	Minimum	Out 2.0 mm (Out 0.079 in)
		Nominal	In 3.0 mm (In 0.118 in)
		Maximum	In 8.0 mm (In 0.315 in)
	Angle (LH and RH) Degree minute (Decimal degree)	Minimum	Out 0° 14' (Out 0.23°)
		Nominal	In 0° 16' (In 0.27°)
		Maximum	In 0° 46' (In 0.77°)

\*: Fuel, engine coolant, and lubricants are full. Spare tire, jack, hand tools, and mats are in designated positions.

### Wheelarch Height (Unladen\*)

INFOID:000000014438853



LEIA0085E

Front (Hf)	700 mm (27.56 in)
Rear (Hr)	737 mm (29.02 in)

\*: Fuel, engine coolant, and lubricants are full. Spare tire, jack, hand tools, and mats are in designated positions.

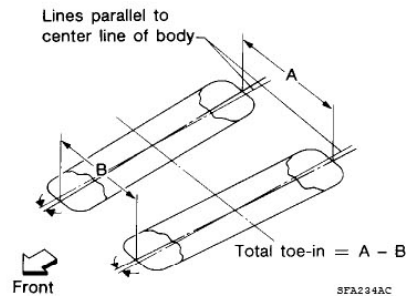
# 2016-2017 NV Cargo and Passenger Van

## Front Wheel Alignment Specifications

### Wheel Alignment (Unladen\*1)

INFOID:000000014741406

Vehicle type		NV1500/2500	NV3500	Passenger van
Camber Degree minute (decimal degree)	Minimum	-0° 49' (-0.825°)		
	Nominal	0° 00' (0.00°)		
	Maximum	0° 49' (0.825°)		
	Cross camber	0° 49' (0.825°) or less		
Caster Degree minute (decimal degree)	Minimum	5° 16' (5.27°)	5° 01' (5.02°)	5° 16' (5.27°)
	Nominal	6° 10' (6.17°)	5° 55' (5.92°)	6° 10' (6.17°)
	Maximum	7° 04' (7.07°)	6° 49' (6.82°)	7° 04' (7.07°)
	Cross caster	0° 49' (0.825°) or less		
Kingpin inclination (reference only) Degree minute (decimal degree)		8° 55' (8.92°)		



Total toe-in	Distance (A - B)	Minimum	In 2.6 mm (0.102 in)	In 2.7 mm (0.106 in)	In 2.6 mm (0.102 in)
		Nominal	In 6.0 mm (0.236 in)	In 6.2 mm (0.244 in)	In 6.0 mm (0.236 in)
		Maximum	In 9.4 mm (0.370 in)	In 9.7 mm (0.382 in)	In 9.4 mm (0.370 in)
	Angle Degree minute (Decimal degree)	Minimum	In 0° 10' (0.17°)		
		Nominal	In 0° 26' (0.44°)		
		Maximum	In 0° 43' (0.71°)		
Wheel turning angle (full turn)	Inside Degree minute (decimal degree)	35° 30' – 39° 30' *2 (35.50° – 39.50°)	35° 30' – 39° 30' *2 (35.50° – 39.50°)	35° 30' – 39° 30' *2 (35.50° – 39.50°)	
	Outside Degree minute (decimal degree)	35° 30' (35.50°)	35° 30' (35.50°)	35° 30' (35.50°)	

\*1: Fuel, engine coolant, and lubricants are full. Spare tire, jack, hand tools, and mats are in designated positions.

\*2: Target value 38° 31' (38.52°)

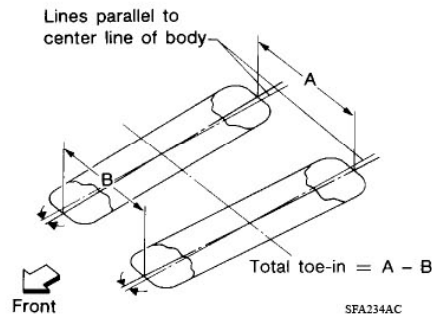
# 2016-2017 Pathfinder

## Front Wheel Alignment Specifications

### Wheel Alignment

INFOID:0000000012552105

Item		Standard	
		(LH) side	(RH) side
Measurement wheel			
Camber Degree minute (Decimal degree)	Minimum	-1° 05' (-1.075°)	
	Nominal	-0° 15' (-0.25°)	
	Maximum	0° 35' (0.575°)	
	Left and right difference*1	0° 0' ± 0° 33' (0° ± 0.55°)	
Caster Degree minute (Decimal degree)	Minimum	3° 46' (3.77°)	
	Nominal	4° 40' (4.67°)	
	Maximum	5° 34' (5.57°)	
	Left and right difference*1	0°30' (0.50°) Maximum	
Kingpin inclination Degree minute (Decimal degree)	Minimum	11° 55' (11.92°)	12° 10' (12.17°)
	Nominal	12° 40' (12.67°)	12° 55' (12.92°)
	Maximum	13° 25' (13.42°)	13° 40' (13.67°)



Total toe-in	Distance (A - B)	Minimum	Out 1.6 mm (Out 0.063 in)
		Nominal	In 1.4 mm (In 0.055 in)
		Maximum	In 4.4 mm (In 0.173 in)
	Angle (left and right) Degree minute (Decimal degree)	Minimum	Out 0° 06' (Out 0.10°)
		Nominal	In 0° 06' (In 0.10°)
		Maximum	In 0° 18' (In 0.30°)

Measure value under unladen conditions (Fuel, engine coolant, and lubricants are full. Spare tire, jack, hand tools, and mats are in designated positions).

\*1: The (RH) camber angle shall be 0° 0' ± 0° 33' (0° ± 0.55°) with respect to the (LH) camber angle.

### Ball Joint

INFOID:0000000012552106

Item		Standard
Swing torque	Transverse link	0.5 – 4.9 N·m (0.05 – 0.50 kg-m, 4 – 43 in-lb)
Measurement on spring balance	Transverse link	11.1 – 108.9 N (1.13 – 11.11 kg, 2.50 – 24.48 lb)
Axial end play		0 mm (0 in)

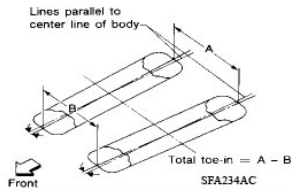
# 2016-2017 Pathfinder

## Rear Wheel Alignment Specifications

### Wheel Alignment (Unladen\*)

INFOID:0000000012552133

Item		Standard
Camber Degree minute (Decimal degree)	Minimum	-1° 20' (-1.33°)
	Nominal	-0° 35' (-0.58°)
	Maximum	0° 10' (0.17°)



Total toe-in	Distance (A - B)	Minimum	Out 0.6 mm (Out 0.024 in)
		Nominal	In 2.4 mm (In 0.094 in)
		Maximum	In 5.4 mm (In 0.213 in)
	Angle (LH and RH) Degree minute (Decimal degree)	Minimum	Out 0° 07' (Out 0.12°)
		Nominal	In 0° 11' (In 0.18°)
		Maximum	In 0° 29' (In 0.48°)

RSU

\*: Fuel, engine coolant, and lubricants are full. Spare tire, jack, hand tools, and mats are in designated positions.

### Ball Joint

INFOID:0000000012552134

Item	Standard
Swing torque	0.5 – 3.4 N·m (0.05 – 0.35 kg·m, 4 – 30 in·lb)
Measurement on spring balance (cotter pinhole position)	8.1 – 54.8 N (0.83 – 5.59 kg, 1.82 – 12.32 lb)
Axial end play	0 mm (0 in)

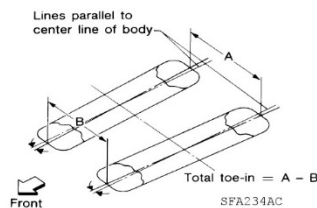
# 2016-2017 Rogue

## Front Wheel Alignment Specifications

### Wheel Alignment (Unladen\*<sup>1</sup>)

INFOID:000000014582301

Axle type		FWD				AWD		
Body type		2 ROW			3 ROW	2 ROW		3 ROW
Wheel diameter		17 inch	18 inch	19 inch	17 inch	17 or 18 inch	19 inch	17 inch
Camber Degree minute (Decimal degree)	Minimum	-1° 27' 00" (-1.45°)				-1° 18' 36" (-1.31°)		
	Nominal	-0° 37' 12" (-0.62°)				-0° 28' 48" (-0.48°)		
	Maximum	0° 12' 36" (0.21°)				0° 21' 00" (0.35°)		
	(LH) and (RH) difference	0° 00' ± 0° 36' 00" (0° ± 0.60°)						
Caster Degree minute (Decimal degree)	Minimum	4° 51' 36" (4.86°)	4° 52' 12" (4.87°)	4° 54' 00" (4.90°)	4° 53' 24" (4.89°)	4° 42' 00" (4.70°)	4° 46' 48" (4.78°)	4° 45' 00" (4.75°)
	Nominal	5° 45' 36" (5.76°)	5° 46' 12" (5.77°)	5° 48' 00" (5.80°)	5° 47' 24" (5.79°)	5° 36' 00" (5.60°)	5° 40' 48" (5.68°)	5° 39' 00" (5.65°)
	Maximum	6° 39' 36" (6.66°)	6° 40' 12" (6.67°)	6° 42' 00" (6.70°)	6° 41' 24" (6.69°)	6° 30' 00" (6.50°)	6° 34' 48" (6.58°)	6° 33' 00" (6.55°)
	(LH) and (RH) difference	0° 00' ± 0° 36' 00" (0° ± 0.60°)						
Kingpin inclination Degree minute (Decimal degree)	Minimum	11° 06' 00" (11.10°)				10° 54' 36" (10.91°)		10° 49' 48" (10.83°)
	Nominal	11° 51' 00" (11.85°)				11° 39' 36" (11.66°)		11° 34' 48" (11.58°)
	Maximum	12° 36' 00" (12.60°)				12° 24' 36" (12.41°)		12° 19' 48" (12.33°)



Total toe-in	Distance (A - B)	Minimum	Out 1.0 mm (Out 0.039 in)
		Nominal	In 1.5 mm (In 0.059 in)
		Maximum	In 4.0 mm (In 0.157 in)
	Angle (LH and RH) Degree minute (Decimal degree)	Minimum	Out 0° 04' 48" (Out 0.08°)
		Nominal	In 0° 07' 12" (In 0.12°)
		Maximum	In 0° 19' 12" (In 0.32°)

\*1: Fuel, engine coolant, and lubricants are full. Spare tire, jack, hand tools, and mats are in designated positions.

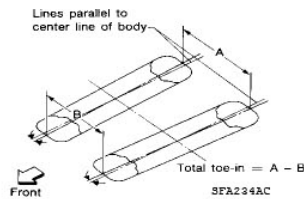
# 2016-2017 Rogue

## Rear Wheel Alignment Specifications

### Wheel Alignment (Unladen\*<sup>1</sup>)

INFOID:000000012427666

Drive type		FWD	AWD
Camber Degree minute (Decimal degree)	Minimum	-1° 49' 12" (-1.82°)	-1° 28' 48" (-1.48°)
	Nominal	-0° 55' 12" (-0.92°)	-0° 34' 48" (-0.58°)
	Maximum	-0° 01' 12" (-0.02°)	0° 19' 12" (0.32°)



Total toe-in	Distance (A - B)	Minimum	In 0.2 mm (In 0.008 in)
		Nominal	In 4.2 mm (In 0.165 in)
		Maximum	In 8.2 mm (In 0.323 in)
	Angle (LH and RH)* <sup>2</sup> Degree minute (Decimal degree)	Minimum	In 0° 01' 48" (In 0.03°)
		Nominal	In 0° 19' 48" (In 0.33°)
		Maximum	In 0° 37' 48" (In 0.63°)

\*1: Fuel, engine coolant, and lubricants are full. Spare tire, jack, hand tools, and mats are in designated positions.

\*2: Since an adjustment mechanism is not included, the value of the left and right wheels must be used as the standard value.

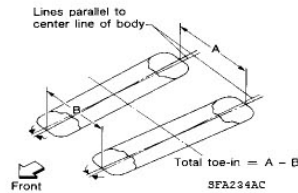
# 2017 Rogue Hybrid

## Front Wheel Alignment Specifications

### Wheel Alignment (Unladen\*<sup>1</sup>)

INFOID:000000014628136

Axle type		FWD	AWD
Wheel diameter		17 or 18 inch	17 or 18 inch
Camber Degree minute (Decimal degree)	Minimum	-1° 29' 24" (-1.49°)	-1° 19' 48" (-1.33°)
	Nominal	-0° 39' 36" (-0.66°)	-0° 30' 0" (-0.50°)
	Maximum	0° 10' 12" (0.17°)	0° 19' 48" (0.33°)
	(LH) and (RH) difference	± 0° 36' 0" (±0.60°)	
Caster Degree minute (Decimal degree)	Minimum	4° 55' 48" (4.93°)	4° 45' 36" (4.76°)
	Nominal	5° 49' 48" (5.83°)	5° 39' 36" (5.66°)
	Maximum	6° 43' 48" (6.73°)	6° 33' 36" (6.56°)
	(LH) and (RH) difference	± 0° 36' 0" (±0.60°)	
Kingpin inclination Degree minute (Decimal degree)	Minimum	11° 19' 48" (11.33°)	10° 54' 36" (10.91°)
	Nominal	12° 4' 48" (12.08°)	11° 39' 36" (11.66°)
	Maximum	12° 49' 48" (12.83°)	12° 24' 36" (12.41°)



Total toe-in	Distance (A - B)	Minimum	Out 1.0 mm (Out 0.039 in)
		Nominal	In 1.5 mm (In 0.059 in)
		Maximum	In 4.0 mm (In 0.157 in)
	Angle (LH and RH) Degree minute (Decimal degree)	Minimum	Out 0° 4' 48" (Out 0.08°)
		Nominal	In 0° 7' 12" (In 0.12°)
		Maximum	In 0° 19' 12" (In 0.32°)

\*1: Fuel, engine coolant, and lubricants are full. Spare tire, jack, hand tools, and mats are in designated positions.

28137

Item		Standard
Swinging torque	Transverse link	0.5 – 3.4 N·m (0.05 – 0.35 kg·m, 4 – 30 in-lb)
Rotating torque	Transverse link	0.5 – 3.4 N·m (0.05 – 0.35 kg·m, 4 – 30 in-lb)
Axial end play		0 mm (0 in)

# 2017 Rogue Hybrid

## Rear Wheel Alignment Specifications

### Wheel Alignment (Unladen\*<sup>1</sup>)

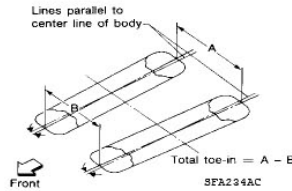
INFOID:000000014628164

B

Drive Type		FWD	AWD
Camber Degree minute (Decimal degree)	Minimum	-1° 49' 12" (-1.82°)	-1° 34' 12" (-1.57°)
	Nominal	-0° 55' 12" (-0.92°)	-0° 40' 12" (-0.67°)
	Maximum	-0° 01' 12" (-0.02°)	0° 13' 48" (0.23°)

C

D



RSU

F

Total toe-in	Distance (A - B)	Minimum	In 0.2 mm (In 0.008 in)	
		Nominal	In 4.2 mm (In 0.165 in)	
		Maximum	In 8.2 mm (In 0.323 in)	
	Angle (LH and RH) <sup>*2</sup> Degree minute (Decimal degree)	Minimum	In 0° 07' 12" (In 0.12°)	In 0° 01' 48" (In 0.03°)
		Nominal	In 0° 25' 12" (In 0.42°)	In 0° 19' 48" (In 0.33°)
		Maximum	In 0° 43' 12" (In 0.72°)	In 0° 37' 48" (In 0.63°)

G

H

I

\*1: Fuel, engine coolant, and lubricants are full. Spare tire, jack, hand tools, and mats are in designated positions.

\*2: Since an adjustment mechanism is not included, the value of the left and right wheels must be used as the standard value.

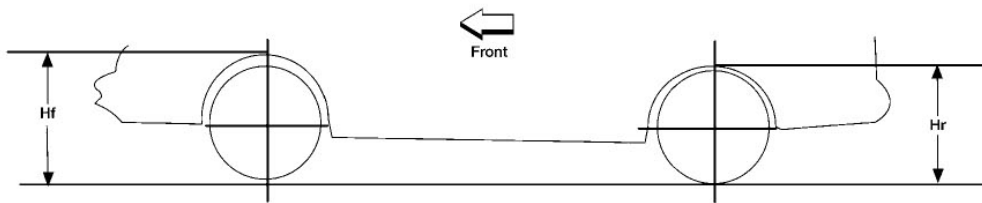
### Wheelarch Height (Unladen\*)

INFOID:000000014628165

J

Unit: mm (in)

K



L

M

N

LEIA0085E

O

P

Axle type	FWD		AWD	
	Tire size	225/65R17	225/60R18	225/65R17
Front (Hf)	777 (30.59)	778 (30.63)	796 (31.34)	798 (31.42)
Rear (Hr)	772 (30.39)	774 (30.47)	792 (31.18)	793 (31.22)

\*: Fuel, engine coolant, and lubricants are full. Spare tire, jack, hand tools, and mats are in designated positions.



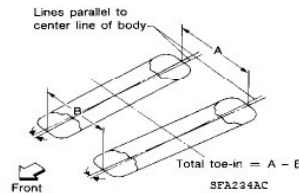
# 2016-2017 TAXI

## Front Wheel Alignment Specifications

### Wheel Alignment (Unladen\*1)

INFOID:000000015033485

Camber Degree minute (Decimal degree)	Minimum	- 1° 09' (-1.15°)
	Nominal	- 0° 20' (- 0.33°)
	Maximum	0° 29' (0.49°)
	(LH) and (RH) difference*2	- 0° 49' (- 0.825°) - 0° 49' (0.825°)
Caster Degree minute (Decimal degree)	Minimum	3° 16' (3.27°)
	Nominal	4° 10' (4.17°)
	Maximum	5° 04' (5.07°)
	(LH) and (RH) difference*2	- 0° 49' (- 0.825°) - 0° 49' (0.825°)
Kingpin inclination Degree minute (Decimal degree)	Minimum	11° 10' (11.17°)
	Nominal	11° 55' (11.92°)
	Maximum	12° 40' (12.67°)



Total toe-in	Distance (A - B)	Minimum	Out 1.0 mm (Out 0.039 in)
		Nominal	In 1.0 mm (In 0.039 in)
		Maximum	In 3.2 mm (In 0.125 in)
	Angle (LH and RH) Degree minute (Decimal degree)	Minimum	Out 0° 06' (Out 0.10°)
		Nominal	In 0° 06' (In 0.10°)
		Maximum	In 0° 18' (In 0.30°)

\*1: Fuel, engine coolant, and lubricants are full. Spare tire, jack, hand tools, and mats are in designated positions.

\*2: The difference when assuming the (LH) side is the standard.

### Ball Joint

INFOID:000000015033486

Swinging torque	0.5 – 4.9 N·m (0.05 – 0.50 kg-m, 4 – 43 in-lb)
Rotating torque	0.5 – 4.9 N·m (0.05 – 0.50 kg-m, 4 – 43 in-lb)
Axial end play	0 mm (0 in)

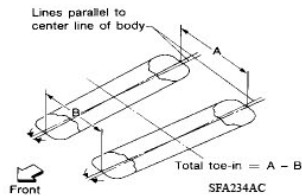
# 2016-2017 TAXI

## Rear Wheel Alignment Specifications

### Wheel Alignment (Unladen\*)

INFOID:000000013039294

Camber Degree minute (Decimal degree)	Minimum	-2° 00' (-2.00°)
	Nominal	-1° 30' (-1.50°)
	Maximum	-1° 00' (-1.00°)

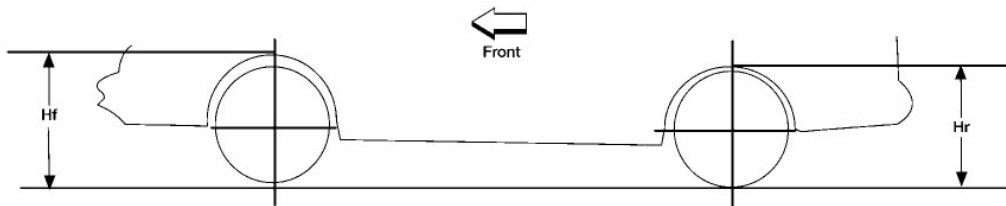


Total toe-in	Distance (A - B)	Minimum	Out 2.0 mm (Out 0.08 in)
		Nominal	In 3.0 mm (In 0.118 in)
		Maximum	In 8.0 mm (In 0.315 in)
	Angle (LH and RH) Degree minute (Decimal degree)	Minimum	Out 0° 14' (Out 0.23°)
		Nominal	In 0° 16' (In 0.27°)
		Maximum	In 0° 46' (In 0.77°)

\*1: Fuel, engine coolant, and lubricants are full. Spare tire, jack, hand tools, and mats are in designated positions.

### Wheelarch Height (Unladen\*)

INFOID:000000013039295



LEIA0085E

Front (Hf)	700 mm (27.56 in)
Rear (Hr)	737 mm (29.02 in)

\*: Fuel, engine coolant, and lubricants are full. Spare tire, jack, hand tools, and mats are in designated positions.

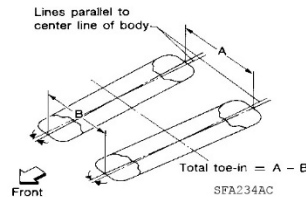
## 2016-2018 Versa Note

### Front Wheel Alignment Specifications

#### Wheel Alignment (Unladen\*<sup>1</sup>)

INFOID:000000014817995

Camber Degree minute (Decimal degree)	Minimum	- 0° 54' (- 0.90°)
	Nominal	- 0° 05' (- 0.08°)
	Maximum	0° 44' (0.74°)
	(LH) and (RH) difference* <sup>2</sup>	- 0° 49' (- 0.825°) - 0° 49' (0.825°)
Caster Degree minute (Decimal degree)	Minimum	2° 51' (2.85°)
	Nominal	3° 45' (3.75°)
	Maximum	4° 39' (4.65°)
	(LH) and (RH) difference* <sup>2</sup>	- 0° 49' (- 0.825°) - 0° 49' (0.825°)
Kingpin inclination Degree minute (Decimal degree)	Minimum	11° 00' (11.00°)
	Nominal	11° 45' (11.75°)
	Maximum	12° 30' (12.50°)



Total toe-in	Distance (A - B)	Minimum	Out 2.1 mm (Out 0.083 in)
		Nominal	In 0.9 mm (In 0.035 in)
		Maximum	In 3.9 mm (In 0.154 in)
	Angle (LH and RH) Degree minute (Decimal degree)	Minimum	Out 0° 12' (Out 0.20°)
		Nominal	In 0° 05' (In 0.08°)
		Maximum	In 0° 22' (In 0.36°)

\*1: Fuel, engine coolant, and lubricants are full. Spare tire, jack, hand tools, and mats are in designated positions.

\*2: The difference when assuming the (LH) side is the standard.

#### Ball Joint

INFOID:000000014817996

Swing torque	0.5 – 3.4 N·m (0.05 – 0.35 kg-m, 4 – 30 in-lb)
Rotating torque	15.4 – 104.7 N (1.6 – 10.7 kg-f, 3.5 – 23.5 lb-f)
Axial end play	0.1 mm (0.004 in)

# 2016-2018 Versa Note

## Rear Wheel Alignment Specifications

### Wheel Alignment (Unladen\*<sup>1</sup>)

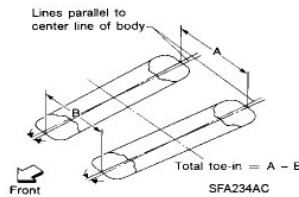
INFOID:0000000014818015

B

Camber Degree minute (Decimal degree)	Minimum	-1° 55' (-1.92°)
	Nominal	-1° 25' (-1.42°)
	Maximum	-0° 55' (-0.92°)

C

D



RSU

F

Total toe-in	Distance (A - B)	Minimum	Out 2.0 mm (Out 0.079 in)
		Nominal	In 2.0 mm (In 0.079 in)
		Maximum	In 6.0 mm (In 0.236 in)
	Angle (LH and RH) <sup>*2</sup> Degree minute (Decimal degree)	Minimum	Out 0° 15' (Out 0.25°)
		Nominal	In 0° 10' (In 0.17°)
		Maximum	In 0° 35' (In 0.58°)

G

H

\*1: Fuel, engine coolant, and lubricants are full. Spare tire, jack, hand tools, and mats are in designated positions.

\*2: Since an adjustment mechanism is not included, the value of the left and right wheels must be used as the standard value.

I

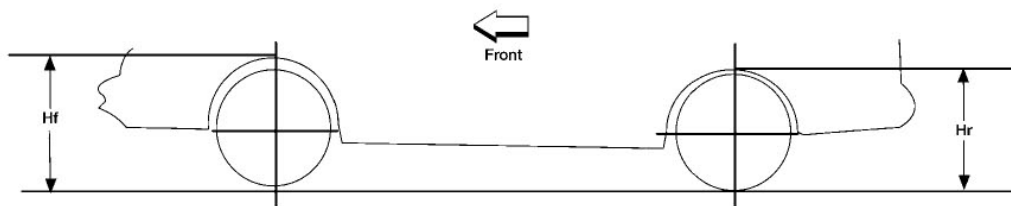
### Wheelarch Height (Unladen\*)

INFOID:0000000014818016

J

#### UNITED STATES

Unit: mm (in)



K

L

M

LEIA0085E		
Tire size	185/65R15	195/55R16
Front (Hf)	691 (27.20)	691 (27.20)
Rear (Hr)	678 (26.69)	677 (26.65)

N

O

\*1: Fuel, engine coolant, and lubricants are full. Spare tire, jack, hand tools, and mats are in designated positions.

P

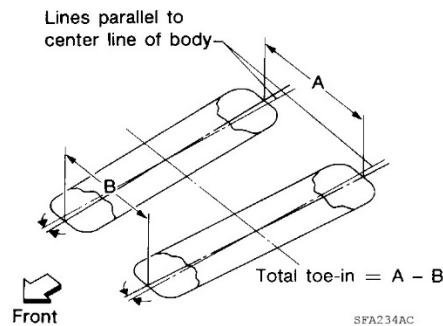
# 2016-2018 Versa Sedan

## Front Wheel Alignment Specifications

### Wheel Alignment

INFOID:0000000014221883

Item		Standard
Camber Degree minute (Decimal degree)	Minimum	- 0° 54' (- 0.90°)
	Nominal	- 0° 05' (- 0.08°)
	Maximum	0° 44' (0.74°)
	Left and right difference	- 0° 38' (- 0.64°) - 0° 38' (0.64°)
Caster Degree minute (Decimal degree)	Minimum	2° 46' (2.77°)
	Nominal	3° 40' (3.67°)
	Maximum	4° 34' (4.57°)
	Left and right difference	- 0° 49' (- 0.825°) - 0° 49' (0.825°)
Kingpin inclination Degree minute (Decimal degree)	Minimum	11° 00' (11.00°)
	Nominal	11° 45' (11.75°)
	Maximum	12° 30' (12.50°)



Total toe-in	Distance (A - B)	Minimum	Out 2.1 mm (Out 0.083 in)
		Nominal	In 0.9 mm (In 0.035 in)
		Maximum	In 3.9 mm (In 0.154 in)
	Angle (LH and RH) Degree minute (Decimal degree)	Minimum	Out 0° 12' (Out 0.20°)
		Nominal	In 0° 05' (In 0.08°)
		Maximum	In 0° 22' (In 0.36°)

Measure value under unladen\* conditions.

\*1: Fuel, engine coolant, and lubricants are full. Spare tire, jack, hand tools, and mats are in designated positions.

### Ball Joint

INFOID:0000000014221884

Item	Standard
Swing torque	0.5 – 3.4 N·m (0.05 – 0.34 kg-m, 4.4 – 30 in-lb)
Measurement on spring balance	15.4 – 104.7 N (1.6 – 10.7 kg-f, 3.5 – 23.5 lb-f)
Axial end play	0 mm (0 in)

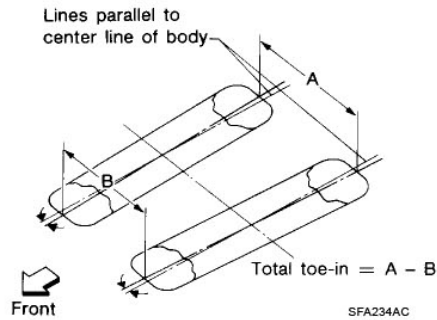
# 2016-2018 Versa Sedan

## Rear Wheel Alignment Specifications

### Wheel Alignment

INFOID:000000014221902

Item	Standard	
Camber Degree minute (Decimal degree)	Minimum	-1° 55' (-1.92°)
	Nominal	-1° 25' (-1.42°)
	Maximum	-0° 55' (-0.92°)



Total toe-in	Distance (A - B)	Minimum	Out 2 mm (Out 0.08 in)
		Nominal	In 2 mm (In 0.08 in)
		Maximum	In 6 mm (In 0.24 in)
	Angle (LH and RH) Degree minute (Decimal degree)	Minimum	Out 0° 15' (Out 0.25°)
		Nominal	In 0° 10' (In 0.17°)
		Maximum	In 0° 35' (In 0.58°)

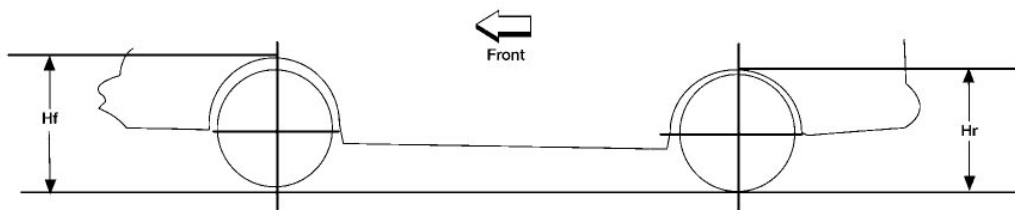
Measure value under unladen\* conditions.

\*: Fuel, engine coolant, and lubricants are full. Spare tire, jack, hand tools, and mats are in designated positions.

### Wheelarch Height

INFOID:000000014221903

Unit: mm (in)



LEIA0085E

Market	United States	Canada
Front (Hf)	688 (27.09)	688 (27.09)
Rear (Hr)	665 (26.18)	666 (26.22)

Measure value under unladen\* conditions.

\*: Fuel, engine coolant, and lubricants are full. Spare tire, jack, hand tools, and mats are in designated positions.