



SI B51 09 18
Body Equipment

June 2018
Technical Service

G01 RUBBING/SCRAPING NOISE WHEN TURNING THE STEERING WHEEL

MODEL

G01 (X3) produced up to 6/1/2018			
----------------------------------	--	--	--

SITUATION

When turning the steering wheel, a rubbing or scraping noise may be heard. This may only be heard with the steering wheel adjusted to the highest or lowest tilt positions.

CAUSE

The upper steering column shroud may be rubbing on the back of the steering wheel.

CORRECTION

Align the upper steering column shroud using a spacer.

PROCEDURE



1. Perform a visual inspection of the steering column shrouds.

Inspect for uneven gaps between the steering column shrouds and the steering wheel.

Do the gaps appear uneven as seen to the left?

Yes: Continue to step 2.

No: Continue troubleshooting, this SI B does not apply.







2. Disassemble the upper steering column shroud, following repair instructions REP 32 31 004 "**Removing and installing/replacing steering column shroud upper section**".



Note: Complete removal of the shroud is not required.

The upper section only needs to be released from the lower and secured out of the way during installation of the spacer in the

	indicated area shown in the photo to the le
	<p>3. Install foam spacer PN 51 43 8 204 235, adhesive side down, on the steering column as seen in the photo to the left.</p>
	<p>4. Reinstall the upper steering column shroud, following repair instructions REP 32 31 004 “Removing and installing/replacing steering column shroud upper section”.</p> <p> Note: Ensure that the foam spacer does not extend beyond the edge of the shroud. The foam should fit securely behind the edge of the upper shroud.</p>
	<p>5. With the vehicle assembled, visually inspect the gaps again to verify that they are uniform as seen in the photo to the left. Verify that no noise is present after repairs.</p>

PARTS INFORMATION

Part Number	Description	Quantity
51 43 8 204 235	Spacer	1

WARRANTY INFORMATION

Covered under the terms of the BMW New Vehicle Limited Warranty for Passenger Cars and Light Trucks.

Defect Code:	6130513900	

Labor Operation:	Labor Allowance:	Description:
32 31 004	Refer to KSD2/AIR	Removing and installing/replacing upper section of the steering column trim (Main work)
Or:		
32 31 504	Refer to KSD2/AIR	Removing and installing/replacing upper section of the steering column trim (Plus work)
And:		
32 99 000	1 FRU	Work time to install the foam spacer

If you are using a Main labor code for another repair, use the Plus code labor operation 32 31 504 instead of 32 31 004.

Refer to KSD2/AIR for the corresponding flat rate unit (FRU) allowances.

Work time labor operation code 32 99 000 is not considered a Main labor operation. Also, since the “work time” FRU allowance to be claimed is specified, a separate punch time is not required. However, it still requires an explanation on the repair order and in the claim comments section.

[Copyright ©2018 BMW of North America, Inc.]