	GROUP ELE	MODEL 2014MY Soul (PS)
	NUMBER 152	DATE September 2018
TECHNICAL SERVICE BULLETIN		
SUBJECT: MULTI-FUNCTION SWITCH REPLACEMENT FOR HEADLAMP FLICKERING		

This bulletin provides the procedure to replace the multi-function switch on some 2014MY Soul (PS) vehicles, produced from July 21, 2013 through June 20, 2014, which may exhibit intermittent flickering of the low/high beams. To duplicate the concern, repeatedly operate the multi-function switch by activating the following:

1. On/Auto/Off switch,

(NOTE: Prior to proceeding, the headlight switch must be in the 'ON' or 'AUTO' position with the headlights ON to do the next two (2) headlight flicker / intermittent operation evaluations.)

2. RH/LH Turn Signals activation/cancelation, and
3. High/Low Beam activation/cancelation (using different combinations).

If intermittent flickering of the low/high beams is duplicated, replace the multi-function switch by following the procedure outlined in this bulletin.



File Under: <Electrical>

Circulate To:
 General Manager
 Service Manager
 Parts Manager
 Service Advisors
 Technicians
 Body Shop Manager
 Fleet Repair


MULTI-FUNCTION SWITCH REPLACEMENT FOR HEADLAMP FLICKERING

Replacement Procedure:

1. Replace the multi-function switch (A) by referring to the “Body Electrical Switch → Multifunction Switch → Repair procedures” chapter in the applicable Shop Manual on KGIS.

*** IMPORTANT**

Be sure to replace the two (2) multi-function switch retaining screws (part no.: 12290 05121) (B) when installing the new switch (A).




SUBJECT:

MULTI-FUNCTION SWITCH REPLACEMENT FOR HEADLAMP FLICKERING



AFFECTED VEHICLE RANGE:

Model	Production Date Range
Soul (PS)	July 21, 2013 through June 20, 2014

REQUIRED TOOL:

Tool Name	Tool Number	Figure	Comments
Generic Steering Wheel Removal	N/A		Locally sourced. This tool can be used in place of SST 09561 11001.

REQUIRED PART:

Part Name	Part Number	Figure	Qty.
Multi-Function Switch	93410 B2001		1
	93410 B2011		
	93410 B2101		
	93410 B2111		
Switch Retaining Screws	12290 05121		2

WARRANTY INFORMATION:

N Code: B11 C Code: ZZ3

Claim Type	Causal P/N	Qty.	Repair Description	Labor Op Code	Op Time	Replacement P/N	Qty.
W	93410 B2000	0	Multi-Function Switch Replacement	93410F00	0.5 M/H	93410 B2001	1
						93410 B2011	
						93410 B2101	
						93410 B2111	
						12290 05121	2