	GROUP ENG	MODEL 2018MY Soul (PS)
	NUMBER 189	DATE August 2018
TECHNICAL SERVICE BULLETIN		
SUBJECT: SERVICE ACTION: 1.6L TURBO OIL FEED PIPE GASKET REPLACEMENT (SA349)		

This bulletin provides the procedure to replace the turbo oil feed pipe gasket on some 2018MY Soul (PS) 1.6T, produced from September 11, 2017 through February 20, 2018, which may exhibit oil leakage due to irregularities on the surface of the engine block at the turbo oil feed pipe flange area. Follow the procedure outlined in this bulletin to replace the turbo oil feed pipe gasket with an improved part. Before conducting the procedure, verify that the vehicle is included in the list of affected VINs.



*** NOTICE**

A Service Action is a repair program without customer notification that is performed during the warranty period. Any dealer requesting to perform this repair outside the warranty period will require DPSM approval.

Repair status for a VIN is provided on WebDCS (Service → Warranty Coverage → Warranty Coverage Inquiry → Campaign Information). Not completed Recall / Service Action reports are available on WebDCS (Consumer Affairs → Not Completed Recall → Recall VIN → Select Report), which includes a list of affected vehicles.

This issue number is SA349.

File Under: <Engine>

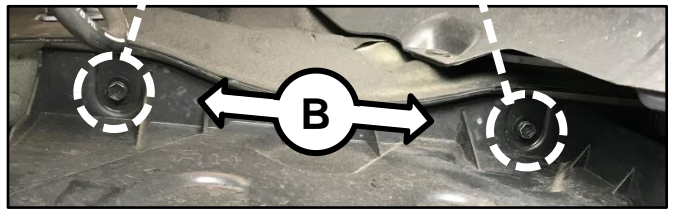

-
- Circulate To: General Manager Service Manager Parts Manager
 Service Advisors Technicians Body Shop Manager Fleet Repair

Repair Procedure:


1. With the vehicle on a lift, remove the right front wheel (A).



2. Remove the two (2) engine room side cover retaining bolts (B) and remove the cover (C) located at the right front footwell.




3. Remove the two (2) oil feed pipe retaining bolts (D).




SUBJECT:

SERVICE ACTION: 1.6L TURBO OIL FEED PIPE GASKET REPLACEMENT (SA349)

- Remove and discard the old oil feed pipe gasket (E) and then clean the surface of the engine block at the oil feed pipe flange area (F).




- Install the new improved gasket (G) and ensure proper alignment of the gasket.



- Reinstall the oil feed pipe, then tighten and torque the two (2) oil feed pipe retaining bolts (D).

Tightening torque of bolts (D):
86.7 – 104.4 lb.in (9.8 – 11.8 N.m,
1.0 – 1.2 kgf.m)



- Clean any remaining oil residue from the area.
- Reinstall all other removed components in the reverse order of removal.


SUBJECT:

**SERVICE ACTION: 1.6L TURBO OIL FEED
PIPE GASKET REPLACEMENT (SA349)**

AFFECTED VEHICLE RANGE:

Model	Production Date Range
Soul (PS)	September 11, 2017 through February 20, 2018

REQUIRED PART:

Part Name	Part Number	Figure
Turbo Oil Feed Pipe Gasket	28241 2B700QQK	

WARRANTY INFORMATION:

N Code: N99 C Code: C99

Claim Type	Causal P/N	Qty.	Repair Description	Labor Op Code	Op Time	Replacement P/N	Qty.
V	28241 2B700	0	(SA349) Turbo Oil Feed Pipe Gasket Replacement	180034R0	0.4 M/H	28241 2B700QQK	1

Use sublet code 'X2' for rental expense, if required.

*** NOTICE**

VIN inquiry data for this repair is provided for tracking purposes only. Kia retailers should reference SA349 when accessing the WebDCS system.