

Noise in area of steering column after conducting service measure 1709P46C60 "Check mechanical steering column, rework if necessary"

Topic number	LI46.10-P-067941
Version	3
Function group	46.10 Steering wheel, jacket tube, steering shaft, steering lock
Date	05-17-2018
Validity	Model series 204, 207, 212 affected through measure 1709P46C60 "Check mechanical steering column, rework if necessary."
Reason for change	Remedy revised
Reason for block	

Complaint:

After conducting the service measure 1709P46C60 "Check mechanical steering column, rework if necessary" noise is generated under certain circumstances in the steering wheel area.

This noise may be grinding noise (see Attachment A) or clicking noise (see Attachment B).

Attachments	
File	Description
A.MP3	A
B.mp4	B
C.jpg	C
D.jpg	D
E.jpg	E
F.jpg	F
G.JPG	G
H.jpg	H

Cause:

The contact bridge may grind on the steering column switch module. This may cause the noise.

Remedy:

IMPORTANT: The groove on the steering shaft is not a problem (see Attachment C, green marking). This groove serves to ensure that good contact is made and it is supposed to be there.

On no account should the steering column be replaced as this is not necessary from a technical point of view!

Case 1) Ground off areas on steering column switch module (see Attachment D and E), the plastic lugs are fully intact (see Attachment F, green marking):

Replacement of contact bridge with new object number A099 546 04 00 (see Attachment H).

Case 2) Ground areas on steering column switch module (see Attachment D and E), at least one plastic lug is damaged or even completely broken off (see Attachment G, red marking):

XENTRY TIPS

Replacement of contact bridge with new object number A099 546 04 00 (see Attachment H) and steering column switch module (part number as per EPC).

Case 3) The contact bridge was not installed in advance as per the work instructions and handed over to the customer. In this case too: Replacement of contact bridge with new object number A099 546 04 00 (see Attachment H) and steering column switch module (part number as per EPC).

Important: Repairs may not be invoiced for the damage code given below that are to be conducted prior to the measure! NOTE: Parts replaced under a Recall Campaign performed outside of warranty carry the full Mercedes-Benz Spare Parts warranty. In this situation please claim as Repair Type 1 (spare parts warranty).

Important: In the above-mentioned cases 1-3, the bolt on the steering wheel to the steering shaft must be replaced. Otherwise, follow the instructions in the repair instructions for the service measure.

Symptoms
Chassis/suspension / Steering system / Noises / Dragging/squealing
Chassis/suspension / Steering system / Noises / Cracking
Chassis/suspension / Steering system / Noises / Chattering/knocking
Chassis/suspension / Steering system / Noises / Humming/vibrations
Chassis/suspension / Steering system / Noises / Clattering

Parts						
Part number	ES1	ES2	Designation	Quantity	Note	EPC
A0995460400			Contact bridge	1		

Operation numbers/damage codes				
Op. no.	Operation text	Time	Damage code	Note
			46601 01	May only be used, if after conducting the service measure 1709P46C60, noise complaints arise.


Attachments

XENTRY TIPS


C.jpg:



D.jpg:




E.jpg:




XENTRY TIPS

F.jpg:



G.JPG:



XENTRY TIPS

H.jpg:

