

Technical Service Bulletin

Mazda North American Operations
Irvine, CA 92618-2922

**Subject:**

**SCBS / SBS, LAS / LDWS, MASTER AND/OR HBC WARNING LIGHTS
ON WITH DTC U3000:98 STORED DURING HOT WEATHER**

Bulletin No.: 15-002/18

Last Issued: 07/06/2018

BULLETIN NOTES

This bulletin supersedes the previously issued bulletin(s) listed below. The changes are noted in Red text.

Previous TSBs:	Date(s) Issued:
15-006/17	12/22/17 and 10/06/17

APPLICABLE MODEL(S)/VINS

- 2017-2018 Mazda3 Japan built vehicles equipped with FSC (produced before June 22, 2018)
- 2017-2018 Mazda3 Mexico built vehicles equipped with FSC (produced before June 22, 2018)
- 2017-2018 Mazda6 equipped with FSC (produced before June 22, 2018)
- 2018 CX-3 equipped with FSC (produced before June 22, 2018)
- 2017-2018 CX-5 equipped with FSC (produced before June 22, 2018)
- 2018 CX-9 equipped with FSC (produced before June 22, 2018)
- 2019 MX-5 equipped with FSC (produced before June 22, 2018)

DESCRIPTION





Some customers may complain about one or more warning lights ON when they start the vehicle during hot weather.

The following DTC is stored in memory:

- U3000:98 - Forward sensing camera (FSC) stops functioning due to temporary high temperature

CONSUMER NOTICE: The information and instructions in this bulletin are intended for use by skilled technicians. Mazda technicians utilize the proper tools/equipment and take training to correctly and safely maintain Mazda vehicles. These instructions should not be performed by "do-it-yourselfers." Customers should not assume this bulletin applies to their vehicle or that their vehicle will develop the described concern. To determine if the information applies, customers should contact their nearest authorized Mazda dealership. Mazda North American Operations reserves the right to alter the specifications and contents of this bulletin without obligation or advance notice. All rights reserved. No part of this bulletin may be reproduced in any form or by any means, electronic or mechanical---including photocopying and recording and the use of any kind of information storage and retrieval system ---without permission in writing.

The combination of warning lights mentioned by the customer may include:

	SCBS/SBS
	LAS/LDWS
	HBC
	Master Warning Light

Instrument Cluster Multi-Information Display (if equipped) warning messages may include:

- Forward Smart City Brake Support Malfunction
- Smart Brake System Malfunction
- Front Camera Sensor System Malfunction

MAZDA CONNECT center display warning messages may include:

- High Beam Control [HBC] / Lane-keep Assist System [LAS] Malfunction. Have the vehicle checked by a dealer if this indicator stays on.
- Smart City Brake Support [SCBS] Malfunction. Have the vehicle checked by a dealer immediately.

Note: The center display Warning Messages are only displayed when the customer selects Applications>Vehicle Status Monitor>Warning Guidance>Warnings.

This condition may be caused by the FSC not being durable enough in high temperatures.




[Earlier production Mazda3, Mazda6, CX-3 and CX-5 until summer 2017] The warning lights may stay on and these functions are deactivated until the ignition switch is turned off. Both U3000:98 (FSC) and U3000:04 (FSC) are stored.

- U3000:04 - Forward sensing camera (FSC) internal malfunction

If only U3000:04 (FSC) is stored, this TSB does not apply.

This condition may be caused by FSC control logic that is too sensitive. When the FSC detects DTC U3000:98 during high temperature, it stops the internal communication and stores DTC U3000:04. DTC U3000:04 will not clear and SCBS/SBS, LAS/LDWS, and/or HBC functions will not resume until the ignition switch has been turned OFF even if the temperature of the FSC cools.

The warning lights/messages will be displayed until the FSC cools and the ignition is turned OFF, then back ON.

Instrument Cluster Warning Lights (Without Multi-Information Display)	Instrument Cluster Warning Lights and Warning Messages (With Multi-Information Display)	MAZDA CONNECT Warning Messages
		<p>Note: These Warning Messages are displayed when the customer selects Applications>Vehicle Status Monitor>Warning Guidance>Warnings</p> 

Customers having this concern should have their vehicle repaired using the following repair procedure.


CONSUMER NOTICE: The information and instructions in this bulletin are intended for use by skilled technicians. Mazda technicians utilize the proper tools/equipment and take training to correctly and safely maintain Mazda vehicles. These instructions should not be performed by "do-it-yourselfers." Customers should not assume this bulletin applies to their vehicle or that their vehicle will develop the described concern. To determine if the information applies, customers should contact their nearest authorized Mazda dealership. Mazda North American Operations reserves the right to alter the specifications and contents of this bulletin without obligation or advance notice. All rights reserved. No part of this bulletin may be reproduced in any form or by any means, electronic or mechanical—including photocopying and recording and the use of any kind of information storage and retrieval system ---without permission in writing.

REPAIR PROCEDURE

1. Verify customer concern.
2. Using Mazda Modular Diagnostic System (M-MDS), verify DTC U3000:98 (FSC) and/or DTC U3000:04 (FSC) are stored in memory. If other DTC are stored, diagnose them according to the instructions on MGSS.

NOTE: If only U3000:04 (FSC) is stored, this TSB does not apply.

3. Remove the FSC according to the instructions on MGSS (FORWARD SENSING CAMERA (FSC) REMOVAL/INSTALLATION) and check the part number suffix on the label (sample shows suffix "B").



- If the part number suffix is "T" or later, this is the modified part that should NOT be replaced. Go to step 6.
- If the part number suffix is "S" or before, go to next step.

4. Replace the FSC with a modified one according to the instructions on MGSS (FORWARD SENSING CAMERA (FSC) REMOVAL/INSTALLATION).
5. Verify repair.




6. Print a copy of the attached FSC Customer Information PDF for the customer.

NOTE: Even with the modified part, U3000:98 may still be stored depending on how hot the environment is. This is not a FSC failure, but rather a thermal protector function to avoid damage to the FSC hardware.

CONSUMER NOTICE: The information and instructions in this bulletin are intended for use by skilled technicians. Mazda technicians utilize the proper tools/equipment and take training to correctly and safely maintain Mazda vehicles. These instructions should not be performed by "do-it-yourselfers." Customers should not assume this bulletin applies to their vehicle or that their vehicle will develop the described concern. To determine if the information applies, customers should contact their nearest authorized Mazda dealership. Mazda North American Operations reserves the right to alter the specifications and contents of this bulletin without obligation or advance notice. All rights reserved. No part of this bulletin may be reproduced in any form or by any means, electronic or mechanical---including photocopying and recording and the use of any kind of information storage and retrieval system ---without permission in writing.

After FSC Replacement:

The warning lights/messages will be displayed until the FSC cools (No need to turn the ignition OFF).

Instrument Cluster Warning Lights (Without MID)	Instrument Cluster Warning Lights and Warning Message (With Multi-Information Display (MID))	MAZDA CONNECT Warning Messages
		<p>Note:</p> <ul style="list-style-type: none"> These Warning Messages are displayed when the customer selects Applications>Vehicle Status Monitor>Warning Guidance>Warnings Warning lights and messages vary depending on the vehicle model and equipment. 

CONSUMER NOTICE: The information and instructions in this bulletin are intended for use by skilled technicians. Mazda technicians utilize the proper tools/equipment and take training to correctly and safely maintain Mazda vehicles. These instructions should not be performed by "do-it-yourselfers." Customers should not assume this bulletin applies to their vehicle or that their vehicle will develop the described concern. To determine if the information applies, customers should contact their nearest authorized Mazda dealership. Mazda North American Operations reserves the right to alter the specifications and contents of this bulletin without obligation or advance notice. All rights reserved. No part of this bulletin may be reproduced in any form or by any means, electronic or mechanical---including photocopying and recording and the use of any kind of information storage and retrieval system ---without permission in writing.

PARTS INFORMATION

Parts Number	Description	Qty.
B61L-67-XCXT	Camera, Forward Sensing	1

WARRANTY INFORMATION**NOTE:**

- This warranty information applies only to verified customer complaints on vehicles eligible for warranty repair.
- This repair will be covered under Mazda's New Vehicle Limited Warranty term.
- Additional diagnostic time cannot be claimed for this repair.

Warranty Type	A
Symptom Code	62
Damage Code	9W
Part Number Main Cause	B61L-67-XCXT
Quantity	1
Operation Number / Labor Hours:	XXP6XARX / 0.2 Hrs. (Part number check only) XXP6XBRX / 0.7 Hrs. (Part number check and part replacement)

CONSUMER NOTICE: The information and instructions in this bulletin are intended for use by skilled technicians. Mazda technicians utilize the proper tools/equipment and take training to correctly and safely maintain Mazda vehicles. These instructions should not be performed by "do-it-yourselfers." Customers should not assume this bulletin applies to their vehicle or that their vehicle will develop the described concern. To determine if the information applies, customers should contact their nearest authorized Mazda dealership. Mazda North American Operations reserves the right to alter the specifications and contents of this bulletin without obligation or advance notice. All rights reserved. No part of this bulletin may be reproduced in any form or by any means, electronic or mechanical---including photocopying and recording and the use of any kind of information storage and retrieval system ---without permission in writing.