

◀ IMPORTANT UPDATE ▶

The attached Dealer Letter has been updated. Refer to the details below.

DATE	TOPIC
July 25, 2018	The Parts Ordering section has been updated with new contact information.

*The most recent update in the attached Dealer Letter will be highlighted with a **red box**.*

Please review this notification with your staff to assure that all relevant personnel have been briefed regarding this subject.

Thank you for your cooperation.



Toyota Motor Sales, U.S.A., Inc.
19001 South Western Avenue
P.O. Box 2991
Torrance, CA 90509-2991
(310)618-4000
(310)618-7800 Fax

TO: ALL TOYOTA DEALER PRINCIPALS,
SERVICE MANAGERS, PARTS MANAGERS

SUBJECT: SPECIAL SERVICE CAMPAIGN — T01
(1994-1996 CAMRY AND 1994 - 1995 PREVIA OBD II DLC LABEL)

Toyota will initiate a Special Service Campaign to notify vehicle owners to affix a label that identifies the location of the On Board Diagnostic (OBD II) Data Link Connector (DLC) on certain 1994 thru 1996 model year Toyota Camry and certain 1994 thru 1995 model year Previa vehicles.

Toyota has determined that the location of this OBD II service connector may be difficult for service technicians to readily identify on the affected vehicles. As a result, Toyota is providing an adhesive label which illustrates the location of the service connector to the owners and asking them to install the label at a specified location on the vehicle. This will enable the service technicians to readily locate the data link connector.

It is anticipated that most of the vehicle owners will affix the label themselves, however, some vehicle owners may choose to bring the vehicle in and request your service department to affix the label. If this is the case, please perform the label installation at no charge to the customer. The instruction and reimbursement procedures are provided in this package.

NOTE: You will be sent campaign notifications and labels with your dealer's name and address for vehicles which, according to our records, you have in stock. If any vehicles in your stock involved in this campaign have been sold to an ultimate owner prior to receipt of the notification, please contact this known owner and perform the necessary campaign procedures.

1. Owner Notification Letter Mailing Date

February, 1996 (copy attached)

2. Identification of Involved Vehicles

Year	Model	Vin Range	
		VDS	Ranges
1996	CAMRY (4-CYL.)	JT2BG12K	T0338068 – T0353361
		4T1CG12K	TU650058 – TU674586
		4T1CG12K	TU899206 – TU902251
		4T1BG12K	TU650058 – TU674586
		4T1BG12K	TU899206 – TU902251
		4T1EG12K	TU650058 – TU674586
		4T1EG12K	TU899206 – TU902251
1994 1995	CAMRY (V6 ENG.)	JT2GK12E	0001033 – 0142854
		JT2GK13E	0001033 – 0142854
		JT2GK14E	0001033 – 0142854
		4T1GK12C	U000001 – U119573
		4T1GK12E	U000001 – U119573
		4T1GK12W	U000001 – U119573
		4T1GK13E	U000001 – U119573
		4T1GK14C	U000001 – U119573
		4T1GK14E	U000001 – U119573
		4T1GK12C	U850001 – U861356
		4T1GK12E	U850001 – U861356
		4T1GK12W	U850001 – U861356
		4T1GK13E	U850001 – U861356
		4T1GK14C	U850001 – U861356
4T1GK14E	U850001 – U861356		
1996	CAMRY (V6 ENG.)	JT2BF12K	T0001033 – T0142854
		4T1CF12K	TU000001 – TU119573
		4T1BF12K	TU000001 – TU119573
		4T1EF12K	TU000001 – TU119573
		4T1CF12K	TU850001 – TU861356
		4T1BF12K	TU850001 – TU861356
		4T1EF12K	TU850001 – TU861356

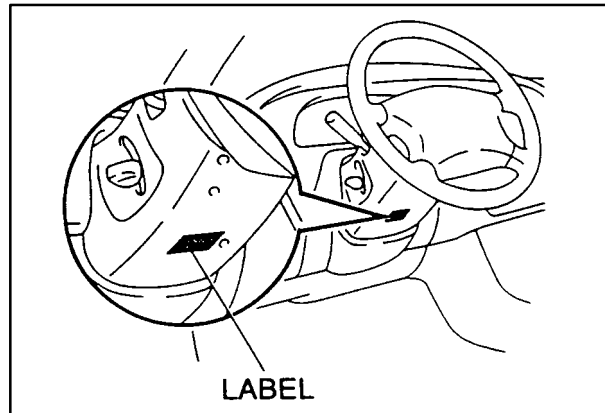

Year	Model	VIN Range	
		VDS	Ranges
1994	Previa (Supercharged Models Only)	JT3AC14R	1131303 – 1210385
1995		JT3AC24S	1029007 – 1054422
		JT3AC13R	S1131303 – S1210385
		JT3AC23S	S1029007 – S1054422

NOTE: Although the involved vehicles are within the above VIN ranges, not all vehicles in these ranges were sold in the U.S.

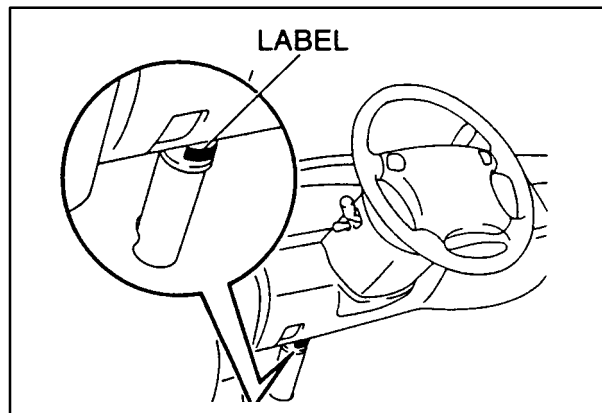
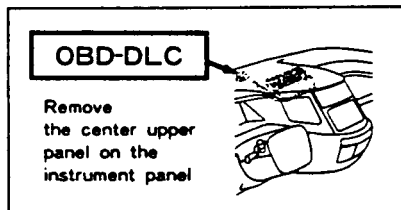
3. Repair Procedures

Please affix the adhesive label according to the illustrations shown below:

Label for CAMRY:



Label for PREVIA:



4. Parts Ordering

Should you require any additional labels, they can be obtained by sending an email to quality_compliance@toyota.com.

5. Reimbursement Procedures

Submit Special Service Campaign claims following the procedures described in the Toyota Warranty Policy & Procedures Manual.

The operation code to be used for this campaign is as follows:

SSC#	Op. Code	Description	Flat Rate Hour
T01	5530L1	Affix OBD II Location Label	.1 hrs/vehicle

Please review this entire package with your Service and Parts staff to familiarize them with the proper step-by-step procedure and implement this Special Service Campaign to ensure customer satisfaction.

Thank you for your cooperation.

TOYOTA MOTOR SALES, U.S.A., INC.

Enclosures



SAMPLE

Toyota Motor Sales, U.S.A., Inc.
19001 South Western Avenue
P.O. Box 2991
Torrance, CA 90509-2991
(310)618-4000
(310)618-7800 Fax

TOYOTA CAMRY SERVICE CONNECTOR LOCATION LABEL SPECIAL SERVICE CAMPAIGN NOTICE

Dear Toyota Owner:

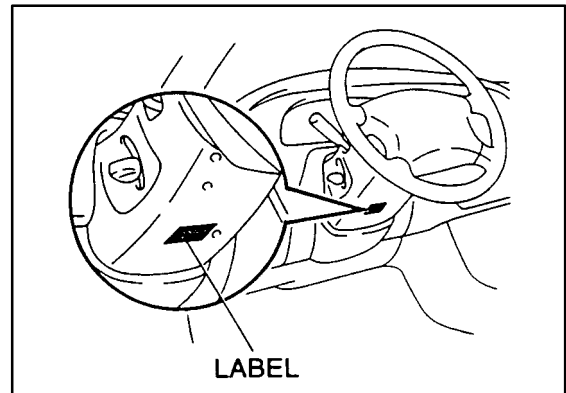
This notice is being sent to request your assistance in installing a service connector location information label on your 1994, 1995 or 1996 model year Toyota Camry.

What is the problem? • An electrical service connector, which is accessed by a service technician for diagnostic or smog inspection work, cannot be easily identified because it is located behind a “coin box”.

What will Toyota do? • Toyota is providing the enclosed label which illustrates the location of the service connector to enable the service technician to readily locate the service connector.

What should you do? • Please affix this label as shown in the diagram at right after removing the protective cover on the back of the label.

- If it is not convenient for you to affix this label yourself, you can contact any authorized Toyota dealer to have this label affixed at **NO COST** to you.
- If the label is not affixed, it may hamper the inspection, diagnosis and correct repair or service of your vehicle at a dealer or smog inspection station.



What if you have other questions? • Please contact any Toyota dealer or call the Toyota Customer Assistance Center at 1-800-331-4331.

We have sent this notice in the interest of your continued satisfaction with our products and we sincerely regret any inconvenience this condition may have caused you.

Thank you for driving a Toyota.

Sincerely,

TOYOTA MOTOR SALES, U.S.A., INC.
CORPORATE SERVICE DEPARTMENT



SAMPLE

Toyota Motor Sales, U.S.A., Inc.
19001 South Western Avenue
P.O. Box 2991
Torrance, CA 90509-2991
(310)618-4000
(310)618-7800 Fax

TOYOTA PREVIA SERVICE CONNECTOR LOCATION LABEL SPECIAL SERVICE CAMPAIGN NOTICE

Dear Toyota Owner:

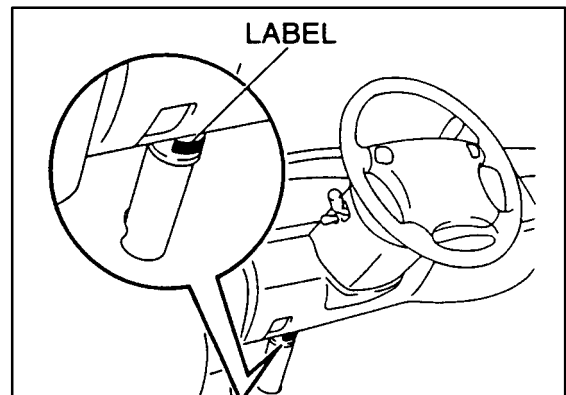
This notice is being sent to request your assistance in installing a service connector location information label on your 1994, 1995 or 1996 model year Toyota Previa.

What is the problem? • An electrical service connector, which is accessed by a service technician for diagnostic or smog inspection work, cannot be easily identified because it is located inside a covered compartment on the top of the instrument panel.

What will Toyota do? • Toyota is providing the enclosed label which illustrates the location of the service connector to enable the service technician to readily locate the service connector.

What should you do? • Please affix this label as shown in the diagram at right after removing the protective cover on the back of the label.

- If it is not convenient for you to affix this label yourself, you can contact any authorized Toyota dealer to have this label affixed at **NO COST** to you.
- If the label is not affixed, it may hamper the inspection, diagnosis and correct repair or service of your vehicle at a dealer or smog inspection station.



What if you have other questions? • Please contact any Toyota dealer or call the Toyota Customer Assistance Center at 1-800-331-4331.

We have sent this notice in the interest of your continued satisfaction with our products and we sincerely regret any inconvenience this condition may have caused you.

Thank you for driving a Toyota.

Sincerely,

TOYOTA MOTOR SALES, U.S.A., INC.
CORPORATE SERVICE DEPARTMENT