



Volvo Models

Volvo Model VNR , VNL , VNM , VHD , VAH

Engine family

Engine family 11L Engine , 13L Engine

Emission Standard

Emission Standard 2018 , OBD2017 , US17 GHG

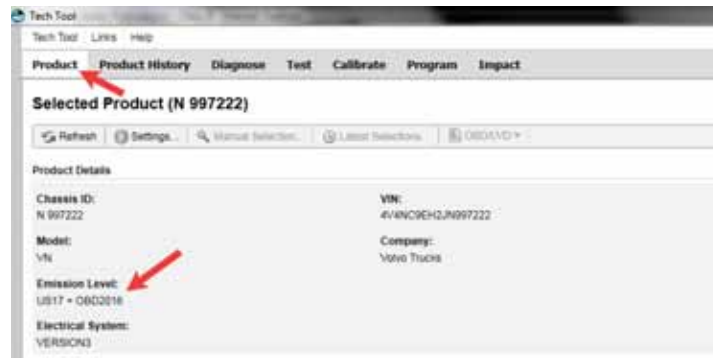
** SOLUTION **

Title Volvo Chassis - Diagnostic Trouble Code (DTC) P02FA Illuminating The Malfunction Indicator Lamp (MIL) - US17+OBD16 And US17+OBD18 (GHG17) Emissions (With Common Rail Fuel System), Commonly Model Years 2018 And 2019

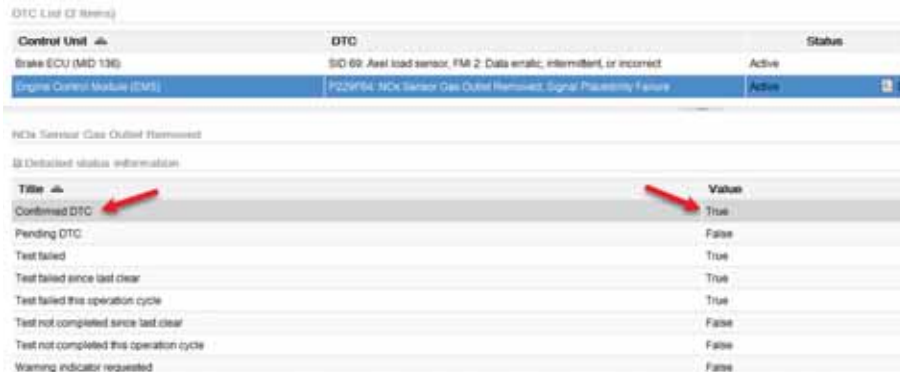
Cause US17 chassis may generate code P02FA, with Guided Diagnostics (GD) determining there is No Fault Found (NFF)

Solution Verify the chassis emissions level

- Details can be found in the Product Details box on the Product tab in PTT as seen below:



Review the Detailed Status Information for the relevant code on the DTC Readout.



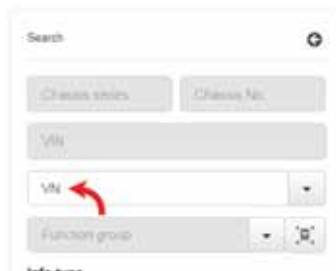
Once the chassis is confirmed to be US17+OBD16 or US17+OBD18:

- Software improvements have been released to address this code.
- Refer to [FSB 284-067 Engine Control Module \(EMS\) and Aftertreatment Control Module \(ACM\), Reprogramming](#).

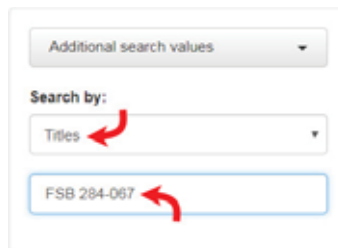
- The bulletin can be found under the Service tab in Impact by searching for either the FSB number, or by reviewing the articles under [Function Group 284](#).

- If the article does not appear when searched with either VIN or Chassis information entered, search by model:

1. Clear any chassis information from the Search box.
2. Select or enter VN as the model.



3. Make sure Title is selected in the Search By field. Enter "FSB 284-067" in the text entry field.



4. Press the Search button. The operation will appear in the results window.

Fgrp	Title	Info type	ID/Operation
284	FSB 284-067 Engine Control Module (ECM) and Aftertreatment Control Module (ACM) Reprogramming	Repair	2543-22-05-15


5. Multiple article choices will appear. Find the Operation for the correct Chassis.

Note: It is possible that more than one choice will have the same title (as shown below). Despite having the same title, the Operations are different and should be reviewed to locate the correct procedure.

Description	ID	Date
<input type="checkbox"/> VN, ENG-VE11, EM-USA17, Assembly Date 2017-01-01 - 2018-03-01		06/08/2018
<input type="checkbox"/> VN, ENG-VE13, EM-USA17, Assembly Date 2017-01-01 - 2018-03-01		
<input type="checkbox"/> VN, ENG-VE16, EM-USA17, Assembly Date 2017-01-01 - 2018-03-01		

If software is current according to the bulletin, the code should only be diagnosed if the Confirmed Status is True, as shown above. If status is False, the code should be cleared and the vehicle released.

If other symptoms or related codes are present, normal diagnostics will need to be performed to determine the cause.

NA_Sister solutions	K23232043
Campaign code	FSB284-067
Solution visibility	Dealer distribution
Function(s)/component(s) affected	
Function affected	FSB , air supply , 1 1 0 EMS , Diagnostic tool
Function Group	
Function Group	25 inlet and exhaust systems , 28 ignition and control system
Customer effect	
Main customer effect	diagnostics/methodology , fault code/display
Fluid implicated	air
Lights/Messages on information display	 Driver's information warning pictogram
Fault code(s)	
OBD 2013 Diagnostic Trouble Codes	P02FA
Conditions	
Vehicle operating mode	when driving , when stationary
Frequency of occurrence of problem	random
Administration	
Author	RU4469V
Dealer ID	RU4469V
Last modified by	RU4469V
Creation date	28-02-2018 15:02
Date of last update	15-06-2018 19:06
Review date	15-08-2018 00:08

Status

Published
