



LTB01170NAS1

# TECHNICAL BULLETIN

05 APR 2018

© Jaguar Land Rover North America, LLC

NOTE: The information in Technical Bulletins is intended for use by trained, professional Technicians with the knowledge, tools, and equipment required to do the job properly and safely. It informs these Technicians of conditions that may occur on some vehicles, or provides information that could assist in proper vehicle service. The procedures should not be performed by 'do-it-yourselfers'. If you are not a Retailer, do not assume that a condition described affects your vehicle. Contact an authorized Land Rover service facility to determine whether this bulletin applies to a specific vehicle.

## INFORMATION

## SECTION:

415-01: Information and Entertainment System

## SUBJECT/CONCERN:

Steering Wheel Left Control Switch - Audio Volume Inoperative

## AFFECTED VEHICLE RANGE:

MODEL:	MODEL YEAR:	VIN:	ASSEMBLY PLANT:
Range Rover Velar (LY)	2018 Onwards	700125 Onwards	Solihull
Range Rover Sport (LW)	2018	695614-699999	Solihull
Range Rover Sport (LW)	2018 Onwards	181320 Onwards	Solihull

MODEL:	MODEL YEAR:	VIN:	ASSEMBLY PLANT:
Range Rover Sport (LW)	2018 Onwards	400000 Onwards	Solihull
Range Rover (LG)	2018 Onwards	380217 Onwards	Solihull

## MARKETS:

NORTH AMERICA

## CONDITION SUMMARY:

### SITUATION:

The steering wheel left control switch may exhibit a loss of function where the audio volume cannot be adjusted.

### CAUSE:

This may be caused by the steering wheel left control switch not being manufactured to the correct specification.

### ACTION:

Should a customer express a concern follow the Workshop Procedure below.

## PARTS:

PART NUMBER	DESCRIPTION	QUANTITY
LR092578	Steering wheel left control switch	1

## TOOLS:

Refer to Workshop Manual for any required special tools.

## WARRANTY:

### NOTES:

- Repair procedures are under constant review, and therefore times are subject to change; those quoted here must be taken as guidance only. Always refer to JLR claims submission system to obtain the latest repair time.
- The JLR Claims Submission System requires the use of causal part numbers. Labor only claims must show the causal part number with a quantity of zero.

DESCRIPTION	SRO	TIME (HOURS)	CONDITION CODE	CAUSAL PART
Switch - Audio control - Renew	86.50.68	0.20	42	LR092578


### NOTE:

Normal Warranty procedures apply.

### SERVICE INSTRUCTION:

- 1 Remove the driver airbag (see TOPIx Workshop Manual section 501-20B: Supplemental Restraint System - Driver Airbag).

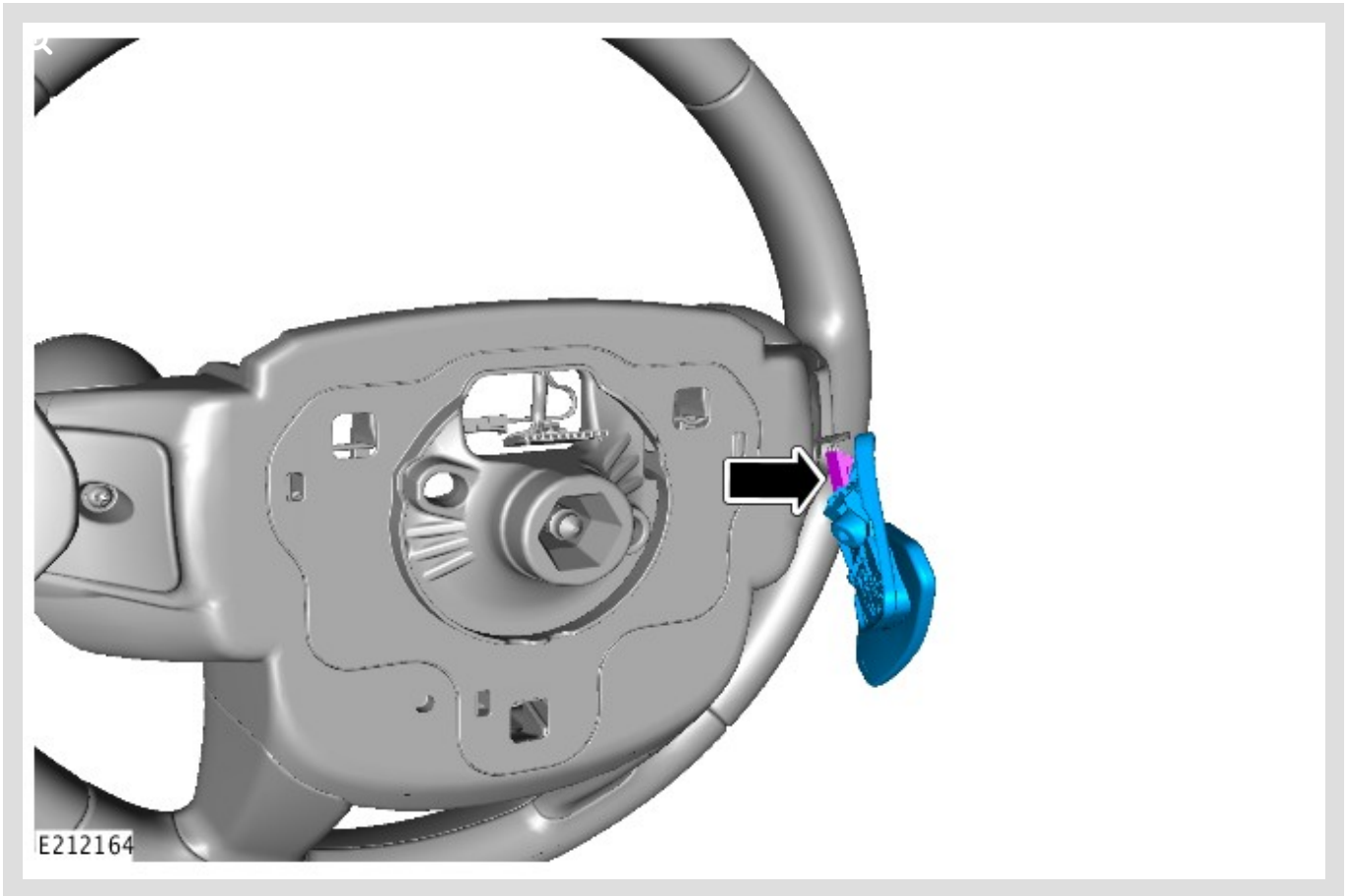
2



Remove the left paddle shifter fastener.

---

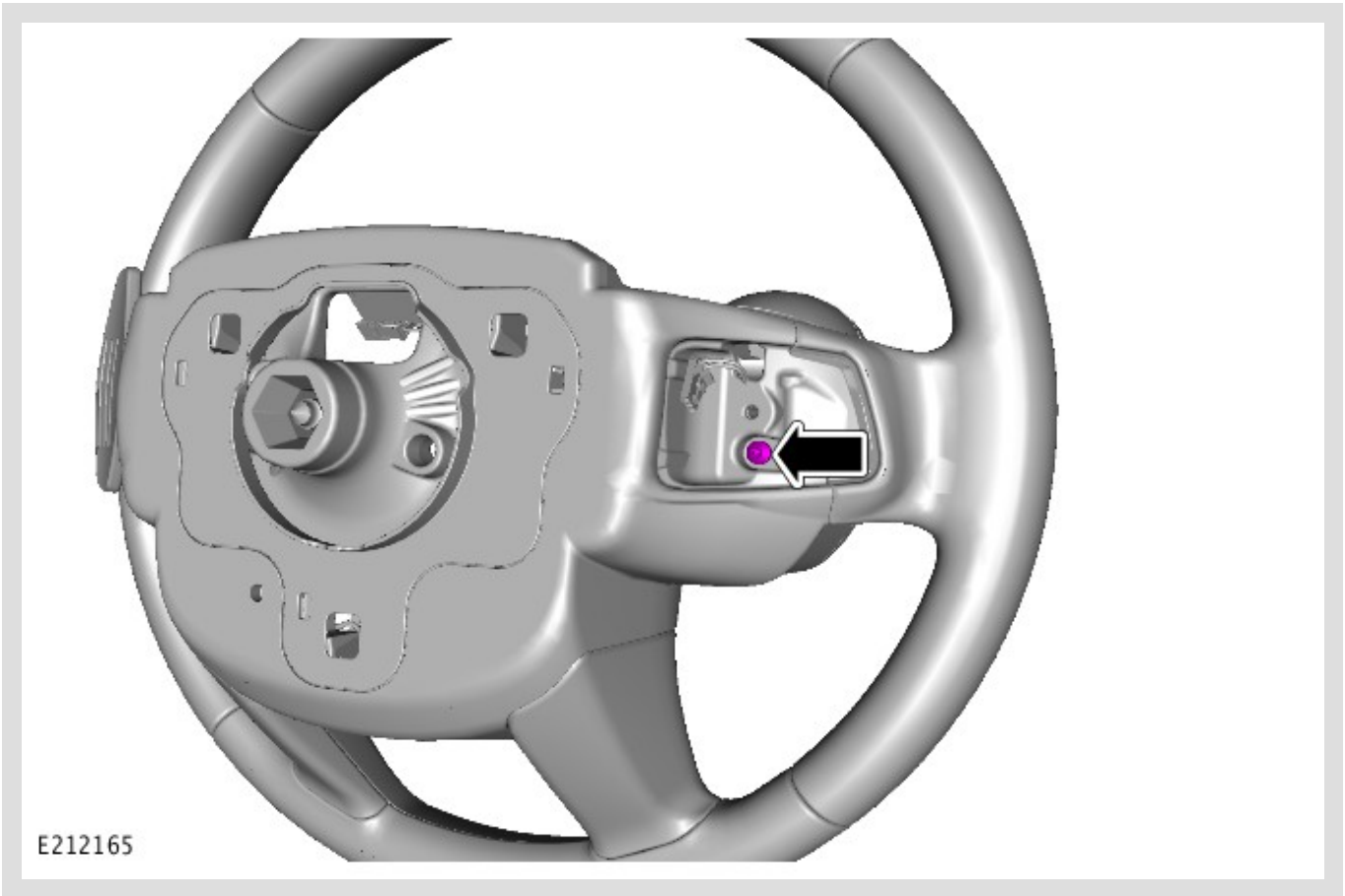
3



Disconnect the left paddle shifter electrical connector.

---

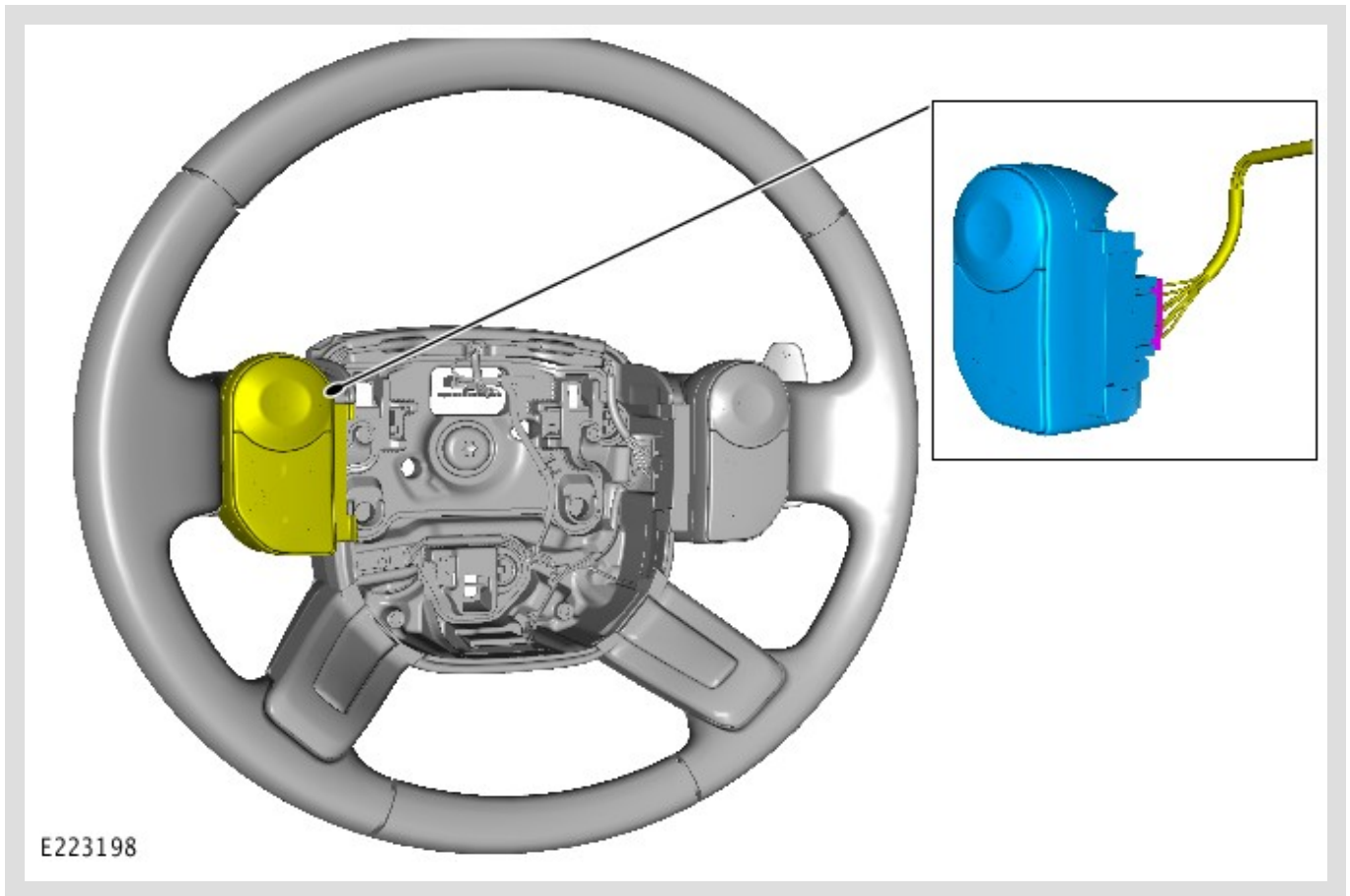
4



Remove the steering wheel left control switch fastener.

---

5



Remove and discard the steering wheel left control switch.

6

Reverse Steps 1-5 to install a new steering wheel left control switch.