



GROUP  
ENG

MODEL  
2017-2018MY  
Cadenza (YG)

NUMBER  
188

DATE  
May 2018

## TECHNICAL SERVICE BULLETIN

SUBJECT: SERVICE ACTION: ELECTRIC THERMOSTAT  
ASSEMBLY REPLACEMENT (SA346)

This bulletin provides the procedure to replace the electric thermostat (ECT) assembly on some 2017-2018MY Cadenza (YG) vehicles, produced from January 6, 2016 through August 10, 2017, which may exhibit a Malfunction Indicator Light (MIL) illuminated with one or more DTCs as listed below. To correct or prevent this concern, follow the procedure outlined in this bulletin to replace the ECT assembly. Before conducting the procedure, verify that the vehicle is included in the affected VIN list.

**P0128: Coolant Temperature Below Threshold Value**  
**P0597: Thermostat Heater Control Circuit Open**  
**P0598: Thermostat Heater Control Circuit Low**  
**P0599: Thermostat Heater Control Circuit High**



### \* NOTICE

A Service Action is a repair program without customer notification that is performed during the warranty period. Any dealer requesting to perform this repair outside the warranty period will require DPSM approval.

Repair status for a VIN is provided on WebDCS (Service → Warranty Coverage → Warranty Coverage Inquiry → Campaign Information). Not completed Recall / Service Action reports are available on WebDCS (Consumer Affairs → Not Completed Recall → Recall VIN → Select Report), which includes a list of affected vehicles.

This issue number is SA346.

File Under: <Engine>

Circulate To:  General Manager  Service Manager  Parts Manager  
 Service Advisors  Technicians  Body Shop Manager  Fleet Repair

SUBJECT:

## SERVICE ACTION: ELECTRIC THERMOSTAT ASSEMBLY REPLACEMENT (SA346)


### Replacement Procedure:

1. Allow the engine to cool down then remove the air duct (A).




### WARNING

Do not loosen the radiator drain plug or open the radiator cap when the engine is hot.



2. **IMPORTANT:** Ensure the new ECT assembly (B) has a LOT number dated July 20, 2017 (07/20/2017) or later. If the LOT number is dated earlier or does not exist, have your Parts Dept. contact Parts Help Desk at (800) 542-5611 or via Parts Portal on WebDCS.


Replace the ECT assembly (C) by referring to the “Engine Mechanical System → Cooling System → Electric Thermostat (ECT) → Repair procedures” chapter in the applicable Shop Manual on KGIS. **NOTE: be careful not the damage the original gasket as it will be reused with the new ECT.**



**Tightening Torque for ECT bolts:**  
12.3 – 14.5 lb.ft (16.7 – 19.6N.m,  
1.7 – 2.0 kgf.m)

### \* NOTICE

Ensure the connector lock (D) is fully disengaged to properly disconnect the ECT connector.



3. Refer to the “Engine Mechanical System → Cooling System → Coolant → Repair procedures” chapter in the applicable Shop Manual on KGIS to properly bleed the coolant system.
4. If the MIL was on prior to performing this repair, clear any related DTCs using KDS.

### \* NOTICE

A Vehicle Diagnosis Number (VDN) is required for compensation of diagnosis time and clearing of related DTCs.

5. Reinstall the air duct (A) then verify proper operation of the vehicle and ensure there are no coolant leaks after the engine has reached operating temperature.


SUBJECT:

## SERVICE ACTION: ELECTRIC THERMOSTAT ASSEMBLY REPLACEMENT (SA346)

AFFECTED VEHICLE RANGE:

Model	Production Date Range
Cadenza (YG)	January 6, 2016 through August 10, 2017

REQUIRED PART:

Part Name	Part Number	Figure
Electric Thermostat Assembly	25500 3L300QQK	

**IMPORTANT:** Ensure the new ECT assembly has a LOT number dated July 20, 2017 (07/20/2017) or later. If the LOT number is dated earlier or does not exist, have your Parts Dept. contact Parts Help Desk at (800) 542-5611 or via Parts Portal on WebDCS.

WARRANTY INFORMATION:

N Code: N99 C Code: C99

Claim Type	Causal P/N	Qty.	Repair Description	Labor Op Code	Op Time	Replacement P/N	Qty.
V	25500 3L300	0	(SA346) ECT Assembly Replacement	180018R0	1.0 M/H	25500 3L300QQK	1
			(SA346) ECT Assembly Replacement & DTC Erase	180018R1	1.3 M/H	25500 3L300QQK	1

**NOTE:** Labor Op Code 180018R1 should be used only when there is a customer complaint of a MIL ON and the vehicle has an active or history DTC P0128, P0597, P0598, or P0599 requiring the use of KDS/GDS. A VDN is required to claim this Labor Op Code.

Use sublet code 'X1' with a maximum amount of \$17.00 reimbursement for topping off coolant.  
Use sublet code 'RX' sublet for rental expense, if required.

### \* NOTICE

VIN inquiry data for this repair is provided for tracking purposes only. Kia retailers should reference SA346 when accessing the WebDCS system.