



SI B11 03 18
Engine

April 2018
Technical Service

N63R ENGINE: ENGINE OIL LEAK DIAGNOSIS AT TURBOCHARGER

MODEL

G12 (750Li Sedan) Produced from 5/2015	G12 (ALPINA B7 Sedan) Produced from 12/2015	G30 (M550iX Sedan) Produced from 12/2016
--	---	--

With the N63R engine

SITUATION

An engine oil leak is found on the ground under the vehicle when parked.



The turbocharger engine oil supply (feed) lines are leaking engine oil into the center of the engine.

The engine oil will then exit between the engine and transmission before reaching the ground.

DIAGNOSIS


Use these diagnostic steps to determine the location of the engine oil leak.

Do not remove the transmission.

 <p>GRUSB1116-12</p>	<p>The engine oil will exit the vehicle from between the engine and transmission.</p> <p>Engine oil pan (1) Transmission bell housing (2) Engine oil residue (3)</p>
 <p>GRUSB1117-06</p>	<p>1. Remove the acoustic engine cover.</p> <p>When diagnosing the engine oil leak it is necessary to use a borescope to identify if the source of the leak is coming from under the turbochargers.</p> <p>Insert the borescope to the inside (1) and outside (2) of the induction pipes.</p> <p>Rotate the borescope 360 degrees to search for any leaks.</p> <p>Try using the bore scope in the strait and 90° viewing positions.</p>



2. Pay special attention to any ferruled or clamped hose connections (1).



3. Insert the borescope downward towards the turbocharger oil return pipes.

Look for leaking connections (1).
Also search around the block surface for any standing engine oil (2).

CORRECTION

Replace the turbocharger engine oil supply (feed) lines if found leaking.

PROCEDURE

Replace the oil supply (feed) lines using part number 11 42 7 934 654 (cylinder 1-4) and 11 42 7 934 655 (cylinder 5-8).

Refer to Repair Instruction 11 42 350 "Removing and installing/replacing both oil supply (feed) lines"

PARTS INFORMATION

Part Number	Description	Quantity
11 42 7 934 654	Oil supply (feed) line for turbocharger	1
11 42 7 934 655	Oil supply (feed) line for turbocharger	1

Also refer to ETK (EPC) and the repair instructions for information about one-time use fasteners, screws/bolts and gaskets that must also be replaced while performing this repair.

WARRANTY INFORMATION

Covered under the terms of the BMW New Vehicle Limited Warranty for Passenger Cars and Light Trucks or the BMW Certified Pre-Owned Program.

Defect Code:	1165184800	
---------------------	-------------------	--

G12 (750Li Sedan) and G30 (M550iX Sedan)

Labor Operation:	Labor Allowance:	Description:
11 42 350	Refer to KSD2	Replace both oil supply (feed) lines (Main work)

Or		
11 42 720	Refer to KSD2	Replace both oil supply (feed) lines (Plus work)

If you are using a Main labor code for another repair, use the Plus code labor operation 11 42 720 instead of 11 42 350.

Or, for the

G12 (ALPINA B7 Sedan)

Labor Operation:	Labor Allowance:	Description:
11 99 000	112 FRU	Work time to replace both oil supply (feed) lines (Main work)
Or		
11 99 000	110 FRU	Work time to replace both oil supply (feed) lines (Plus work)

Only one Main labor operation can be claimed per repair visit. All other labor operations on the same line or other lines must be claimed using Plus or Associated code labor operations as available.

And, as needed:

Sublet – Bulk Materials

Sublet Code 4	See the sublet reimbursement calculations below	Reimbursement for the repair-related bulk materials (Do not use part numbers for claim submission)
----------------------	---	--

Sublet reimbursement calculation for claiming repair-related bulk materials (BMW part numbers) is at the dealer net price for the “quantities used” plus your center’s handling.

Enter this material cost in sublet and itemize the amount on the repair order and in claim comment section.

[Copyright ©2018 BMW of North America, Inc.]