



Service Bulletin

File in Section: -


Bulletin No.: 18-NA-113

Date: April, 2018



TECHNICAL



Subject: Hard To Fill, Fuel Filling Station Nozzle Shuts Off Early and/or Spitback During Filling

Brand:	Model:	Model Year:		VIN:		Engine:	Transmission:
		from	to	from	to		
Buick	LaCrosse	2017	2018				
Chevrolet	Malibu						

Involved Region or Country	North America and N.A. Export Regions		
Condition	Some customers may comment on a hard to fill, fuel filling station nozzle shuts off early and/or spitback during filling. Note: This condition should not be confused with a concern that the fuel tank does not read full after fill up.		
Cause			

5034598

	<div data-bbox="685 155 1333 728">A person wearing a black protective suit and gloves is holding a circular metal component. The component has a textured, possibly woven or mesh-like interior. The background is dark and indistinct.</div> <div data-bbox="1419 737 1484 758">5034605</div> <div data-bbox="685 772 1333 1346">A person wearing a black protective suit and gloves is holding a circular metal component. The component has a smooth interior. The background is dark and indistinct.</div> <div data-bbox="1419 1354 1484 1375">5039536</div>
--	--

	 <p>5042143</p> <p>This condition may be caused by the vapor generation reduction device (VGRD) in the fuel pipe that may have become dislodged, moved out of position and/or stuck in the fuel tank inlet check valve, as shown above, and is restricting fuel flow.</p> <p>Note: This condition will occur regardless of how full the tank is.</p>
Correction	 <p>5034600</p> <p>Identify if the vapor generation reduction device is out of position by inspecting the fuel filler tube. If the VGRD is in the correct installation orientation, as shown above, refer to <i>Poor Fuel Fill Quality</i> in SI for further diagnosis.</p>

Service Procedure

If a restriction is located in the fuel filler pipe, or the generation reduction device is out of position, replace the fuel filler tube. Refer to *Fuel Tank Filler Pipe Replacement* in SI.

Parts Information

Refer to the electronic parts catalog (EPC) for obtaining the correct P/N.

Warranty Information

For vehicles repaired under warranty, use:

Labor Operation	Description	Labor Time
4028270	Fuel Tank Filler Pipe Replacement	Use Published Labor Operation Time

Version	1
Modified	Released April 11, 2018

GM bulletins are intended for use by professional technicians, NOT a "do-it-yourselfer". They are written to inform these technicians of conditions that may occur on some vehicles, or to provide information that could assist in the proper service of a vehicle. Properly trained technicians have the equipment, tools, safety instructions, and know-how to do a job properly and safely. If a condition is described, **DO NOT** assume that the bulletin applies to your vehicle, or that your vehicle will have that condition. See your GM dealer for information on whether your vehicle may benefit from the information.



WE SUPPORT VOLUNTARY
TECHNICIAN
CERTIFICATION