



Preliminary Information

PIP5566 Diagnostic Tip - Malfunction Indicator Lamp Illuminated with DTCs P2101 and/or P2119 Set

Product Investigation Review Required


Models



Brand:	Model:	Model Years:	VIN:		Engine:	Transmissions:
			from	to		
Chevrolet	Colorado	2017 - 2018	All	All	3.6 LGZ	All
GMC	Canyon	2017 - 2018	All	All	3.6 LGZ	All
Involved Region or Country	North America					
Condition	A customer may comment on a malfunction indicator lamp illuminated and / or vehicle may have stalled and not able to restart.					
Cause	During diagnosis a technician may find DTCs P2101 and/or P2119 active or stored in history.					

Correction:

If you encounter a vehicle with the above concern:

1. Remove the air inlet duct from the throttle body and examine.
Look for any deformation of the air inlet duct tab.





2. If the air inlet tab is deformed, replace the air inlet duct.
3. Using your hand, ensure the throttle body blade is moving freely with the air inlet duct removed.
If the throttle body blade moves freely, do not replace the throttle body.
4. If no trouble was found with the air inlet duct proceed to service information and follow the related DTC(s) for further diagnosis.

NOTE: A new air inlet duct is being developed to eliminate this concern.

Once parts information becomes available this PI will be updated accordingly.

Warranty Information

For vehicles repaired under warranty, use the current labor time for the actual repair.

Version History

Version	1
Modified	Created on 4/19/2018



© 2016 General Motors. All Rights Reserved.