



Service Bulletin

File in Section: -


Bulletin No.: 17-NA-337

Date: March, 2018


INFORMATION

Subject: All or Some Options May Be Missing from Driver Information Center (DIC) “Info Pages” Menu Due to Them Not Being Selected

Brand:	Model:	Model Year:		VIN:		Engine:	Transmission:
		from	to	from	to		
Cadillac	ATS, CT6, CTS	2016	2018				
	Escalade Models						
	XTS						
	XT5	2017	2018				
Chevrolet	Camaro, Corvette, Volt	2016	2018				
	Silverado, Suburban, Tahoe						
GMC	Sierra, Yukon Models	2017	2018				

Involved Region or Country	North America and N.A. Export Regions
Additional Options (RPOs)	Equipped with up-level infotainment system (RPOs IO5, IO6 or UY4)
Condition	

4882591

	 <p style="text-align: right;">4882604</p> <p>Some customers may comment that with the “Info” option selected from the main menu (1), the “Info Pages” are blank (2) when scrolling up and down. If information is present when scrolling up and down, they may also comment that certain items are missing when compared to other like vehicles.</p>
<p>Cause</p>	<p>This condition may be caused when all/some of the options not being selected in the “active info pages” menu.</p>
<p>Correction</p>	<p>If this concern is encountered, determine if all/any of the selections in the “active info pages” menu are not selected. To do this, follow the Service Procedure below.</p>

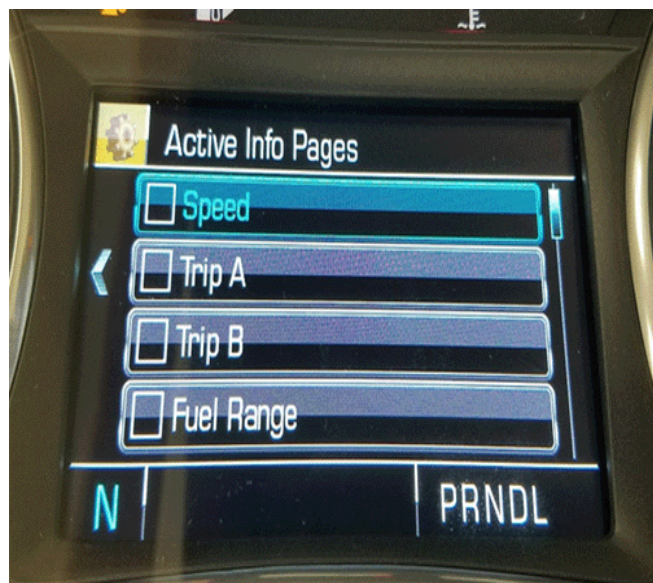
Service Procedure



1. From the Main Menu; Select “Options.”



4882898



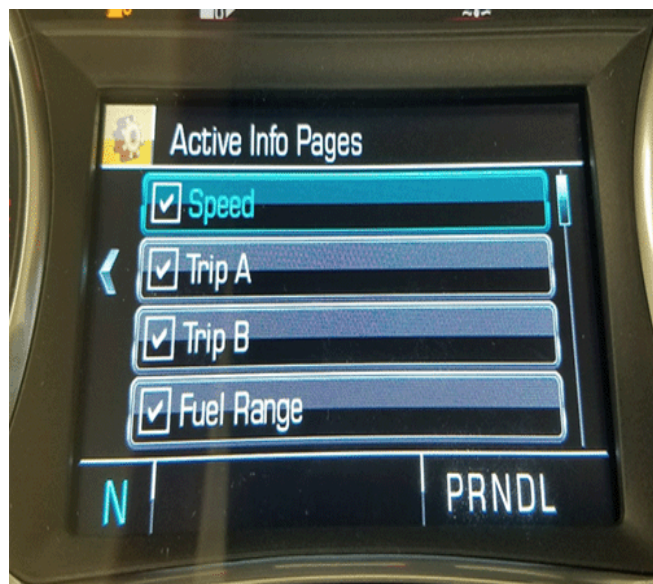
4882917

2. Then scroll Up or down until “Info Pages” Page appears on the screen.

4. “Active Info Pages” Page will appear and the list of all pages that can be activated.



4882915



4882919

3. Click on the Right button to get to the “Edit List” option.

5. Scroll Up and Down through the pages to check which ones are active and which ones aren't.
 6. After activating the checkbox in front of the Info Pages that are desired to be active, go back to the Main Menu, under “Info”, and scroll Up and Down to make sure they appear.

Version	2
Modified	Released October 23, 2017 February 26, 2018 – Updated the Models.

GM bulletins are intended for use by professional technicians, NOT a “do-it-yourselfer”. They are written to inform these technicians of conditions that may occur on some vehicles, or to provide information that could assist in the proper service of a vehicle. Properly trained technicians have the equipment, tools, safety instructions, and know-how to do a job properly and safely. If a condition is described, DO NOT assume that the bulletin applies to your vehicle, or that your vehicle will have that condition. See your GM dealer for information on whether your vehicle may benefit from the information.



WE SUPPORT VOLUNTARY
 TECHNICIAN
 CERTIFICATION

