




HVAC BLOWER NOT WORKING

New information provided by this revision is preceded by this symbol  .

This Service Information bulletin supersedes SI B64 12 16 dated **August 2017**

What's New:

- Defect Code 64 11 23 02 00 added for the applicable models

MODEL

F15 (X5)	F16 (X6)	F22 (2 Series Coupe)	F23 (2 Series Convertible)
F30 (3 Series Sedan)	F31 (3 Series Sport Wagon)	F32 (4 Series Coupe)	F33 (4 Series Convertible)
F34 (3 Series Gran Turismo)	F36 (4 Series Gran Coupe)	F80 (M3 Sedan)	F82 (M4 Coupe)
F83 (M4 Convertible)	F85 (X5 M)	F86 (X6 M)	

Produced between July 01, 2013 and July 01, 2016

SITUATION

- HVAC blower is not working.
- Condensation occurs even though blower is working.
- CC message Increased battery discharge - standby current violation may be displayed.

CAUSE

Climate control unit (IHKA) software

CORRECTION

Reprogram vehicle.

Parts replacement will not provide a solution to this problem.

PROCEDURE



Note: Temporary reset of the blower function may be achieved by one of the following actions:

- Press the EJECT button of the audio unit.
- Press the On/Off button of the audio unit.

- Remove and reinstall the IHKA or FEM control unit.

The blower may stop functioning again unless the control unit is reprogrammed to the specified level.

1. Perform diagnosis with the latest version of ISTA.
2. Program the vehicle using ISTA/P 3.59.1 or higher.

Models	Target integration level
F2x; F3x; F80; F82 and F83	F020-16-07-502 or higher
F15; F16; F85 and F86	F025-16-07-502 or higher



Note that ISTA/P will automatically reprogram and code all programmable control modules that do not have the latest software.

Always connect a BMW approved battery charger/power supply ([SI B04 23 10](#)).

For information on programming and coding with ISTA/P, refer to Centernet / TIS / Technical Documentation / Programming and Diagnostics / Programming Documentation.

WARRANTY INFORMATION

Covered under the terms of the BMW New Vehicle Limited Warranty for Passenger Cars and Light Trucks or the BMW Certified Pre-Owned Program.

Defect Code	6411640200	 For the F15 (X5) and F16 (X6)
	Or:	
	6411230200	 For all the remaining listed Models
Labor Operation:	Labor Allowance:	Description:
00 00 006	Refer to KSD2	Performing "vehicle test" (with vehicle diagnosis system – checking faults) (Main work)
Or:		
00 00 556	Refer to KSD2	Performing "vehicle test" (with vehicle diagnosis system – checking faults) (Plus work)
And:		
61 21 528	Refer to KSD2	Connect an approved battery charger/power supply(indicated in KSD2 as "Charging battery")
And:		
61 00 730	Refer to KSD2	Programming / encoding control unit(s)

If you are using a Main labor code for another repair, use the Plus code labor operation 00 00 556 instead of 00 00 006.

Refer to KSD2 for the corresponding flat rate unit (FRU) allowances.

UPDATE! During the same workshop visit, if a vehicle also requires another Technical Campaign or repair that also includes programming and encoding the control units, the programming procedure may only be invoiced one time.

UPDATE! **Vehicle Programming and Encoding**

A. The programming procedure automatically reprograms and encodes all vehicle control modules which do not have the latest software i-level. If one or more control module failures occur “during” this programming procedure:

- Please claim this “consequential” control module-related repair work under the defect code listed in this bulletin with the applicable KSD2/AIR labor operations.

Please explain this additional work (The why and what) on the repair order in the claim comments section.

B. For control module failures that occurred “prior” to performing this programming procedure:

- When “covered” under an applicable limited warranty, claim this control module-related repair work using the applicable defect code and labor operations (including diagnosis) in KSD2/AIR.

Posted: Monday, March 5, 2018

[Copyright ©2018 BMW of North America, Inc.]