



GROUP

Chassis

MODEL

**2016-2018MY
Sorento (UMa)**

NUMBER

PS547

DATE

March 2018

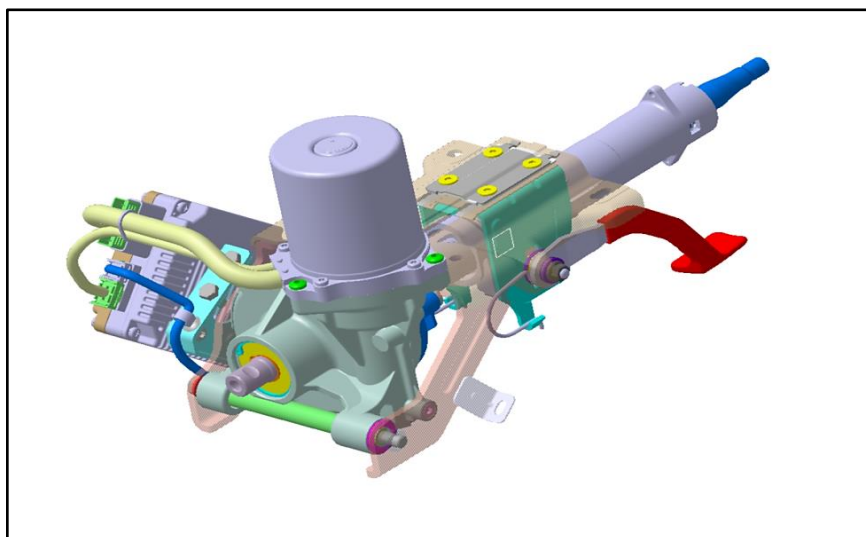


TECHNICAL OPERATIONS

SUBJECT:

**ESP RECOGNITION / SAS CALIBRATION OF
C-MDPS STEERING COLUMN ASSEMBLY**

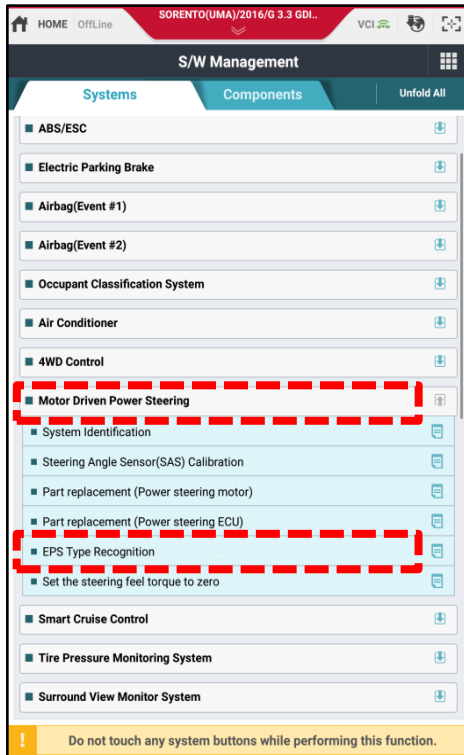
This Pitstop provides information regarding the Electronic Power Steering (EPS), Steering Angle Sensor (SAS) calibration and EPS type recognition after replacement of the Column-Mounted, Motor Driven Power Steering (C-MDPS) assembly on 2016-2018MY Sorento (UMa) vehicles. Refer to the KDS screenshots on pages 2-3 shown below for the required procedure for the vehicle.



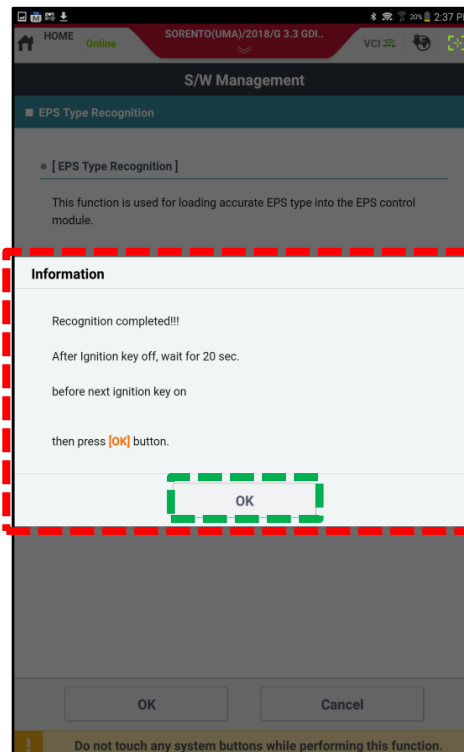
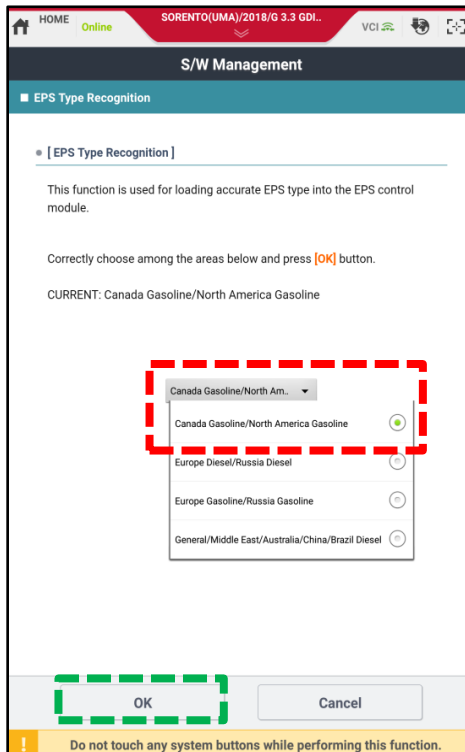
(C-MDPS) Column Mounted - Motor Driven Power Steering
Steering Column Assembly
(Includes motor and ECU)

From the "Systems" S/W Management screen, select the following:

- Motor Driven Power Steering
- EPS Type Recognition → OK
- Choose the correct area: Canada/North America → OK



Before hitting OK on the last "Information" screen, be sure to shut ignition off for 20 seconds before next ignition key on, then press OK to complete.



From the "Systems" S/W Management screen, select the following:

- Motor Driven Power Steering
- Steering Angle Sensor (SAS) Calibration → OK
- OK → OK to complete.

Note: Center the steering wheel and confirm the angle sensor is within $\pm 5^\circ$ by reviewing the Data Analysis screen.

