

March 16, 2018

Version 1

2015-16 Fit: MIL Is On with DTC P0420

AFFECTED VEHICLES

Year	Model	Trim	VIN Range
2015	Fit	ALL	ALL
2016	Fit	ALL	3HG.....GM700001 - 3HG.....GM704625
			JHM.....GX000001 - JHM.....GX026880

SYMPTOM

The MIL is on and DTC P0420 (catalyst system efficiency below threshold) is set.

PROBABLE CAUSE

Faulty fuel injectors in one or more cylinders may be affecting combustion and causing a false DTC P0420.

CORRECTIVE ACTION

Replace the fuel injector set and fuel joint pipe set. If DTC P0300-P0304 is also set, refer to S/B 16-034 before doing this bulletin.

WARRANTY CLAIM INFORMATION

The normal warranty applies.

Operation Number	Description	Flat Rate Time	Defect Code	Symptom Code	Template ID	Failed Part Number
1195A0	Verify DTC P0420, and do the Cylinder AF Test.	0.3 hr	03214	03217	A18027A	16010-5R1-315
1195A0	Verify DTC P0420, and do the Cylinder AF Test.	0.3 hr			A18027B	
A	Replace the fuel injector set and fuel joint pipe set.	2.1 hrs				

Skill Level: Repair Technician

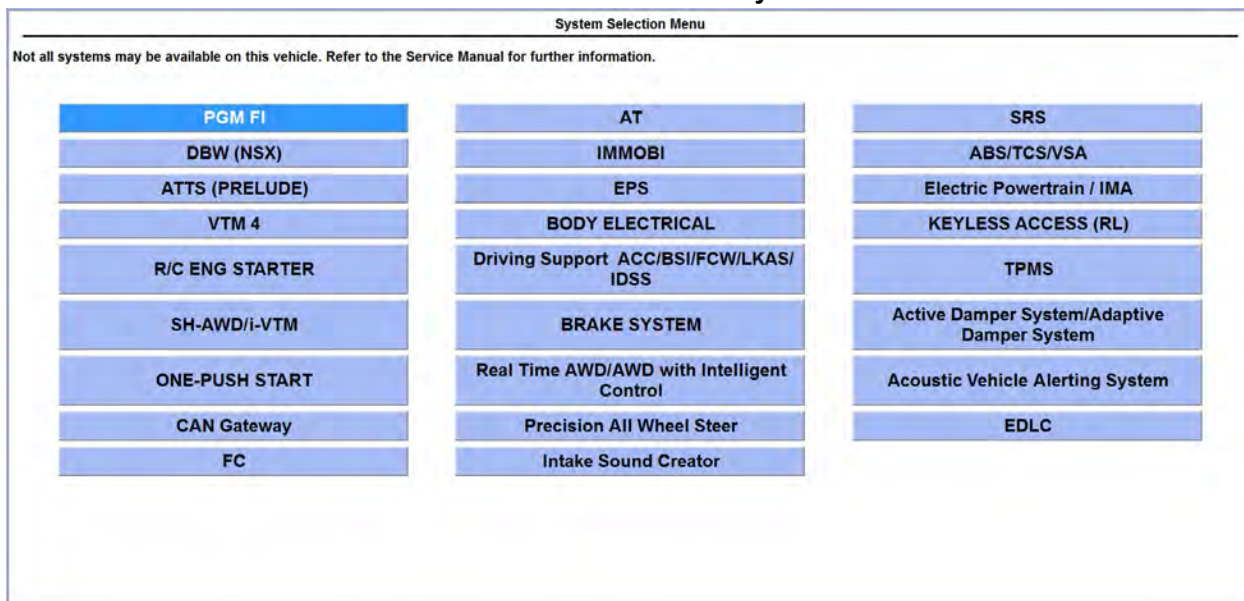
CUSTOMER INFORMATION: The information in this bulletin is intended for use only by skilled technicians who have the proper tools, equipment, and training to correctly and safely maintain your vehicle. These procedures should not be attempted by "do-it-yourselfers," and you should not assume this bulletin applies to your vehicle, or that your vehicle has the condition described. To determine whether this information applies, contact an authorized Honda automobile dealer.

PARTS INFORMATION

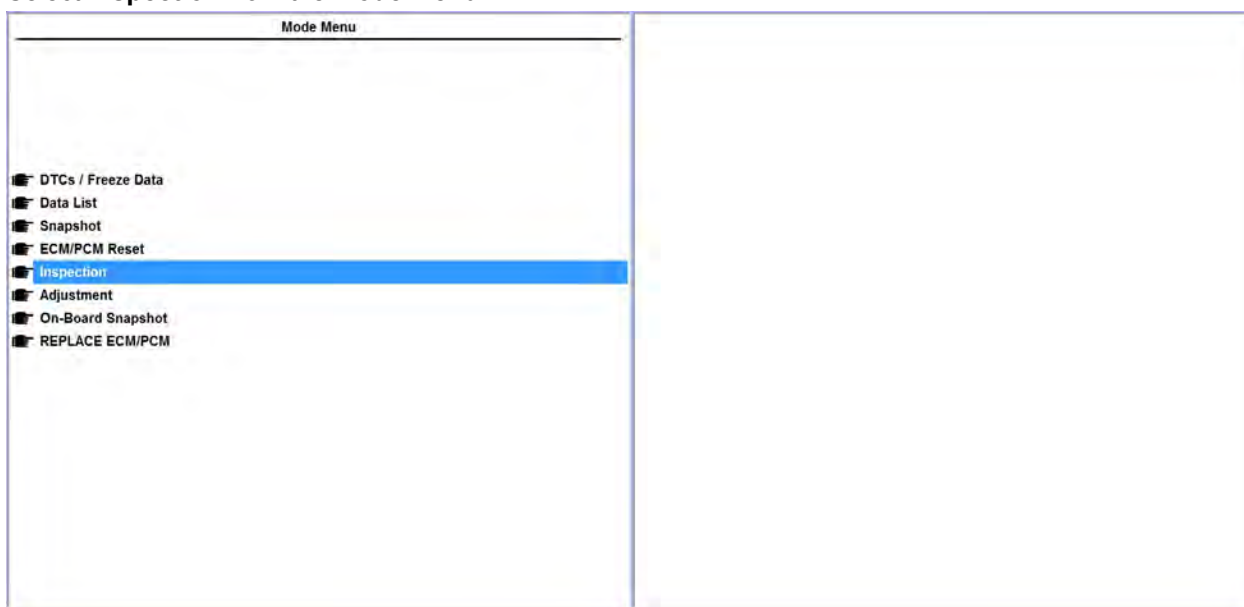
Part Name	Part Number	Quantity
Fuel Injector Set	16010-5R1-315	1
Fuel Joint Pipe Set	16012-5R1-315	1
Throttle Body Gasket	17107-5R0-004	1

REPAIR PROCEDURE

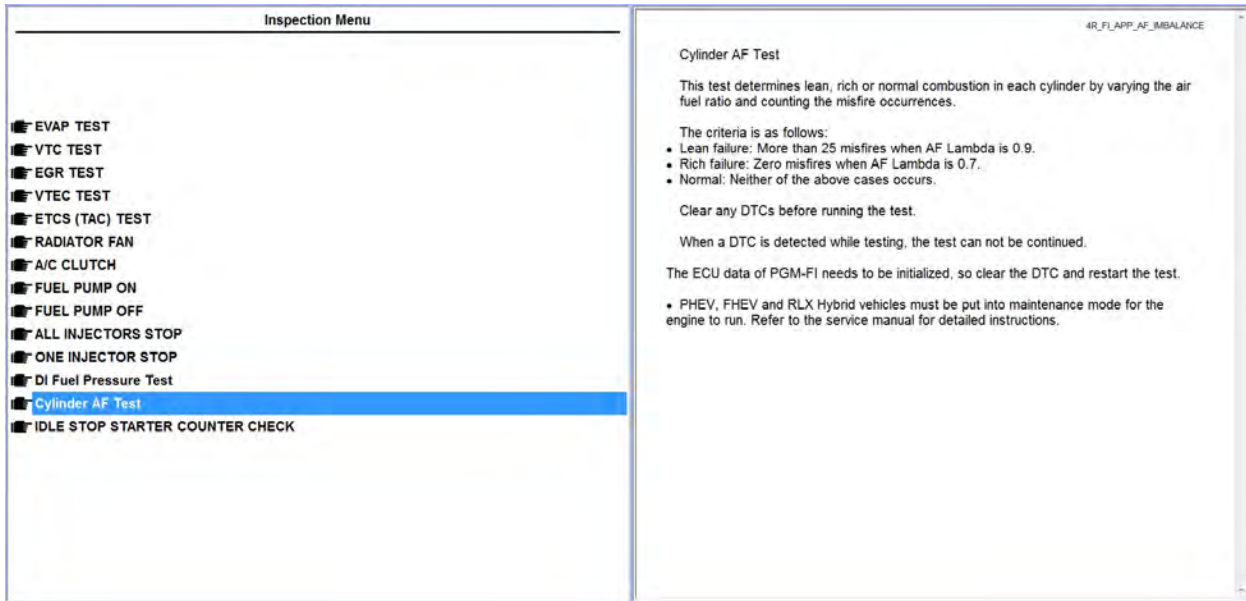
1. Check the VIN status on the iN to see if this vehicle is eligible.
2. Using the I-HDS, do the Cylinder AF Test to make sure the false DTC P0420 is caused by faulty fuel injectors. Connect the I-HDS to the vehicle and select **PGM-FI** from the **System Selection Menu**.




3. Select **Inspection** from the **Mode Menu**.



4. Select **Cylinder AF Test** from the **Inspection Menu**.



5. Turn the ignition to OFF then to ON and start the engine according to the screen prompts on the I-HDS. The Cylinder AF Test will begin and will check the performance of injectors 1 through 4 individually.



Cylinder AF Test

Now Testing...

Cylinder 2
A/F LAMBDA '1.0times'

Cylinder AF Test

Now Testing...


Cylinder 3
A/F LAMBDA '1.0times'

Cylinder AF Test

Now Testing...

Cylinder 4
A/F LAMBDA '1.0times'

6. Make sure one or more cylinders indicate a failure before replacing the fuel injector set.



NOTE

Before disconnecting fuel lines or hoses, relieve pressure from the system by disabling the fuel pump and disconnecting the fuel line/quick disconnect fitting in the engine compartment.

- If one or more cylinders has failed, replace the fuel injector set and fuel joint pipe set as outlined in service information.
- If none of the cylinders have failed, continue troubleshooting for DTC P0420 and do not replace the fuel injector set.

END