



GROUP  
TRA

MODEL  
2018MY  
Stinger (CK)

NUMBER  
074

DATE  
February 2018

## TECHNICAL SERVICE BULLETIN

**SUBJECT:** SERVICE ACTION: THETA 2.0L TURBO ATF WARMER  
CONNECTOR REPLACEMENT (SA333)

This bulletin provides the procedure to replace the Automatic Transmission Fluid (ATF) warmer connector on some 2018MY Stinger (CK) vehicles, equipped with the Theta 2.0L Turbo engine and produced from September 9, 2017 through January 4, 2018, which may exhibit a coolant fluid leakage between the ATF connector and engine side heater pipe. Follow the procedure outlined in this bulletin to replace the ATF warmer connector. Kia is requesting the completion of this Service Action on all affected vehicles in dealer stock, prior to delivery. Before conducting the procedure, verify that the vehicle is included in the list of affected VINs.



### \* NOTICE

A Service Action is a repair program without customer notification that is performed during the warranty period. Any dealer requesting to perform this repair outside the warranty period will require DPSM approval.

Repair status for a VIN is provided on WebDCS (Service → Warranty Coverage → Warranty Coverage Inquiry → Campaign Information). Not completed Recall / Service Action reports are available on WebDCS (Consumer Affairs → Not Completed Recall → Recall VIN → Select Report), which includes a list of affected vehicles.

This issue number is **SA333**.

File Under: <Transmission>

Circulate To:  General Manager  Service Manager  Parts Manager  
 Service Advisors  Technicians  Body Shop Manager  Fleet Repair

SUBJECT:

SERVICE ACTION: THETA 2.0L TURBO ATF WARMER CONNECTOR REPLACEMENT (SA333)

**Replacement Procedure:**

1. Open the engine compartment hood.

**! WARNING**


Allow engine to cool down prior to initializing work. Make sure engine and radiator are cold enough to touch. Serious scalding could be caused by hot coolant fluid under high pressure escaping.




2. Disconnect the two (2) upper heater hoses (A) with the blue and purple quick connects. Disconnect the two (2) lower heater hoses (B) after releasing the hose clamps. Note their color and location for correct reinstallation later.

**\* NOTICE**


Place a drip pan under vehicle to drain coolant fluid run out when disconnecting the hoses.



3. Loosen the two (2) ATF connector retaining nuts (C) and remove the ATF connector assembly (D) from the engine side heater pipe.



4. Be sure to remove and discard the old "brown" ATF warmer connector pipe O-ring that may still be attached to the engine side of the heater pipe. The new ATF warmer connector will have a new "blue" O-ring attached to install.




SUBJECT:


## SERVICE ACTION: THETA 2.0L TURBO ATF WARMER CONNECTOR REPLACEMENT (SA333)

- Install the new ATF warmer connector to the engine side heater pipe. Be careful to not pinch the new heater pipe O-ring when installing. When tightening the ATF warmer connector nuts, turn them down evenly and gradually until tightened.

**Tightening torque for nuts (C):**  
**56.6 – 86.7 lb.in (6.4 – 9.8 N.m,**  
**0.65 – 1.0 kgf.m)**



- Reinstall the four (4) heater hoses in the reverse order of removal. Be sure to match and align the red and yellow markings on the lower hoses with the ATF warmer connector markings.



- Refill the cooling system with the proper concentration and amount of coolant.



### CAUTION

**When pouring engine coolant, be sure prevent coolant from spilling on the electrical parts or paint. If any coolant spills, rinse off immediately.**

- Perform the engine coolant system air bleed procedure by referring to the “Engine Mechanical System → Cooling System → Coolant → Repair procedures (steps 8-15)” chapter in the applicable Shop Manual on KGIS.
- Verify no leaks exist and ensure coolant is at the proper level.




SUBJECT:

**SERVICE ACTION: THETA 2.0L TURBO ATF WARMER  
CONNECTOR REPLACEMENT (SA333)**

AFFECTED VEHICLE RANGE:

Model	Production Date Range
Stinger (CK)	September 9, 2017 through January 4, 2018

REQUIRED PART:

Part Name	Part Number	Figure
Theta 2.0L Turbo ATF Warmer Connector	25485 B1800QQK	

WARRANTY INFORMATION:

**N Code: N99 C Code: C99**

Claim Type	Causal P/N	Qty.	Repair Description	Labor Op Code	Op Time	Replacement P/N	Qty.
V	25485 B1800	0	(SA333) ATF Warmer Connector Replacement	170135R0	0.5	25485 B1800QQK	1

**NOTE: Use sublet code 'X1' with a maximum allowed amount of \$11.35 reimbursement for topping off coolant.**

**\* NOTICE**

**VIN inquiry data for this repair is provided for tracking purposes only. Kia retailers should reference SA333 when accessing the WebDCS system.**