

# Technical Service Bulletin

Mazda North American Operations  
Irvine, CA 92618-2922

**Subject:**

**A/C BLOWS WARM AIR DUE TO REFRIGERANT LEAK FROM  
CONDENSER**

**Bulletin No.:** 07-001/18

**Last Issued:** 01/17/2018

## BULLETIN NOTES

This bulletin supersedes the previously issued bulletin(s) listed below: The changes are noted in Red.

Previously issued TSBs:	Date issued:
07-001/17	01/06/2017 and 02/15/2017
07-006/17	05/26/2017

## APPLICABLE MODEL(S)/VINS

2016-2017 CX-3 vehicles with VINs lower than JM1 DK \*\*\*\*\* 158284 (produced before **October 21, 2016**)

## DESCRIPTION

Some customers may complain about warm air from the climate control vents **when the air conditioner is ON**. This may be caused by condenser corrosion, causing a refrigerant leak.


**The manufacturer of the condenser has been changed and the configuration of the condenser tube has been improved.**

Customers having this concern should have their vehicle repaired using the following repair procedure.

## REPAIR PROCEDURE

1. **Verify the customer concern.**
2. Visually inspect the condenser for A/C refrigerant leak.
  - Is there a visible trace of A/C refrigerant leaking at location (1)?

**CONSUMER NOTICE:** The information and instructions in this bulletin are intended for use by skilled technicians. Mazda technicians utilize the proper tools/equipment and take training to correctly and safely maintain Mazda vehicles. These instructions should not be performed by "do-it-yourselfers." Customers should not assume this bulletin applies to their vehicle or that their vehicle will develop the described concern. To determine if the information applies, customers should contact their nearest authorized Mazda dealership. Mazda North American Operations reserves the right to alter the specifications and contents of this bulletin without obligation or advance notice. All rights reserved. No part of this bulletin may be reproduced in any form or by any means, electronic or mechanical---including photocopying and recording and the use of any kind of information storage and retrieval system ---without permission in writing.



- Yes - Go to step 4.
- No - Go to step 3.

3. Use a dealer supplied UV leak detection tool. Is there a trace of fluorescent liquid at location (1)?

**NOTE:** UV fluorescent leak detection dye is added at the factory.

- Yes - Go to step 4.
- No - This Service Information is not applicable. Refer to MGSS online Workshop Manual (NO COOL AIR [FULL-AUTO AIR CONDITIONER]).

4. Replace the condenser **according to the instructions on MGSS online (CONDENSER REMOVAL/INSTALLATION [SKYACTIV-G 2.0])**.

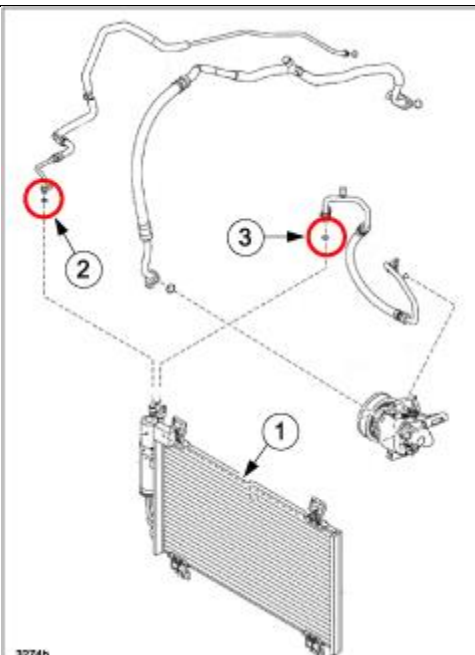
5. Verify the repair.

## PARTS INFORMATION


Part Number	Description	Qty.	Notes
DB3R-61-480A	CONDENSER	1	---
GJ6A-61-J19	O RING NO.1	1	Non reusable part
GJ6E-61-J19	O RING NO.2	1	Non reusable part
5555-FG-002	A/C REFRIGERANT	As needed	---
D1Y1-61-K39	COMPRESSOR OIL	24 ml	(1) 250ml bottle repairs 10 vehicles (250 ml/24ml = 10.42 vehicles)

## REPLACEMENT PARTS LOCATION

**CONSUMER NOTICE:** The information and instructions in this bulletin are intended for use by skilled technicians. Mazda technicians utilize the proper tools/equipment and take training to correctly and safely maintain Mazda vehicles. These instructions should not be performed by "do-it-yourselfers." Customers should not assume this bulletin applies to their vehicle or that their vehicle will develop the described concern. To determine if the information applies, customers should contact their nearest authorized Mazda dealership. Mazda North American Operations reserves the right to alter the specifications and contents of this bulletin without obligation or advance notice. All rights reserved. No part of this bulletin may be reproduced in any form or by any means, electronic or mechanical---including photocopying and recording and the use of any kind of information storage and retrieval system ---without permission in writing.

Description	Location	
CONDENSER	1	
O RING NO.1	2	
O RING NO.2	3	

**SPECIAL SERVICE TOOL(S)**

Part Number	Description	
Dealer Supplied	UV leak detection tool	

**WARRANTY INFORMATION****NOTE:**

- This warranty information applies only to verified customer complaints on vehicles eligible for warranty repair.
- This repair will be covered under Mazda's New Vehicle Limited Warranty term.
- Additional diagnostic time cannot be claimed for this repair.

**CONSUMER NOTICE:** The information and instructions in this bulletin are intended for use by skilled technicians. Mazda technicians utilize the proper tools/equipment and take training to correctly and safely maintain Mazda vehicles. These instructions should not be performed by "do-it-yourselfers." Customers should not assume this bulletin applies to their vehicle or that their vehicle will develop the described concern. To determine if the information applies, customers should contact their nearest authorized Mazda dealership. Mazda North American Operations reserves the right to alter the specifications and contents of this bulletin without obligation or advance notice. All rights reserved. No part of this bulletin may be reproduced in any form or by any means, electronic or mechanical---including photocopying and recording and the use of any kind of information storage and retrieval system ---without permission in writing.

Warranty Type	A
Symptom Code	59
Damage Code	9Y
Part Number Main Cause	DB3R-61-480A
Quantity	1
Operation Number / Labor Hours:	XXMB4XRX / 1.2 Hrs.

**NOTE:**

- Claim the replacement parts as related parts.
- Claim the compressor oil cost for 24 ml as sublet: Z9 by attaching its purchasing invoice showing the price & the oil containing volume per bottle.

**CONSUMER NOTICE:** The information and instructions in this bulletin are intended for use by skilled technicians. Mazda technicians utilize the proper tools/equipment and take training to correctly and safely maintain Mazda vehicles. These instructions should not be performed by "do-it-yourselfers." Customers should not assume this bulletin applies to their vehicle or that their vehicle will develop the described concern. To determine if the information applies, customers should contact their nearest authorized Mazda dealership. Mazda North American Operations reserves the right to alter the specifications and contents of this bulletin without obligation or advance notice. All rights reserved. No part of this bulletin may be reproduced in any form or by any means, electronic or mechanical---including photocopying and recording and the use of any kind of information storage and retrieval system ---without permission in writing.