

# MIL "ON" DTC P2610

**Service Category** Engine/Hybrid System

**Section** Engine Control

**Market** USA

Lexus Supports  
ASE Certification 

## Applicability

YEAR(S)	MODEL(S)	ADDITIONAL INFORMATION
2014 - 2015	GS350, LX570	
2015 - 2016	GS450H	
2016	IS300, RX450H	
2014 - 2016	IS350, LS600H	
2014 - 2017	LS460	
2016 - 2017	RC300	
2015 - 2017	RC350	

## Introduction

Some 2014 – 2017 model year Lexus vehicles may exhibit a MIL “ON” condition with Diagnostic Trouble Code (DTC) P2610 (Engine Off Timer Performance) present. The Engine Control Module (ECM) (SAE term: Powertrain Control Module [PCM]) logic has been modified to reduce the possibility of this condition. Follow the Repair Procedure below to address this condition.

## Warranty Information

OP CODE	DESCRIPTION	MODEL	YEAR	ENGINE	DRIVETRAIN	TIME	OFF	T1	T2
EG1717	Reprogram ECM (PCM)	RX 450h	2016	2GR-FXE	–	0.4	89661-0E750 89661-0E751	8A	99
		GS 350	2014 – 2015	2GR-FSE	2WD		89661-30X40 89661-30X41		
					4WD		89661-30X50 89661-30X51		
		LX 570	2015	3UR-FE	–		89661-60U50		
		GS 450h		2GR-FXE			89661-30Z40		
				2016					

# MIL "ON" DTCP2610

## Warranty Information (Continued)

OP CODE	DESCRIPTION	MODEL	YEAR	ENGINE	DRIVETRAIN	TIME	OFF	T1	T2
EG1717	Reprogram ECM (PCM)	IS 350	2014	2GR-FSE	2WD	0.4	89661-53N10 89661-53N11	8A	99
					4WD		89661-53N20 89661-53N21		
			2015		2WD		89661-53R10		
					4WD		89661-53R20		
		IS 300/350	2016		2WD		89661-53R80		
					4WD		89661-53R90 89661-53S01		
		RC 350	2015		2WD		89661-24840		
					4WD		89661-24850		
		RC 300/350	2016 – 2017	2WD	89661-24A40				
				4WD	89661-24A50 89661-24A60				
		LS 600h	2014 – 2015	2UR-FSE	-		89661-50P70		
							2016 – 2017		
		LS 460	2014 – 2015	1UR-FSE	2WD Non-F Sport		89661-50P10 89661-50P11		
					4WD Non-F Sport		89661-50P20		
			2016 – 2017		2WD Non-F Sport		89661-50J70		
					4WD Non-F Sport		89661-50J80		

### APPLICABLE WARRANTY

- This repair is covered under the Lexus Federal Emission Warranty. This warranty is in effect for 96 months or 80,000 miles, whichever occurs first, from the vehicle's in-service date.
- Warranty application is limited to occurrence of the specified condition described in this bulletin.

# MIL "ON" DTCP2610

## Parts Information

MODEL	YEAR	ENGINE	DRIVETRAIN	PART NUMBER		PART NAME	QTY
				PREVIOUS	NEW		
RX 450h	2016	2GR-FXE	-	89661-0E750 89661-0E751	89661-0E752	Computer, Engine Control (ECM/PCM)	-
GS 350	2014 – 2015	2GR-FSE	2WD	89661-30X40 89661-30X41	89661-30X42		
			4WD	89661-30X50 89661-30X51	89661-30X52		
LX 570		3UR-FE		89661-60U50	89661-60U51		
GS 450h	2015	2GR-FXE	-	89661-30Z40	89661-30Z41		
	2016			89661-3AA70 89661-3AA71	89661-3AA72		
IS 350	2014	2GR-FSE	2WD	89661-53N10 89661-53N11	89661-53N12		
			4WD	89661-53N20 89661-53N21	89661-53N22		
	2015		2WD	89661-53R10	89661-53R11		
			4WD	89661-53R20	89661-53R21		
IS 300/ 350	2016		2WD	89661-53R80	89661-53R81		
			4WD	89661-53R90 89661-53S01	89661-53R91 89661-53S01		
RC 350	2015		2WD	89661-24840	89661-24841		
			4WD	89661-24850	89661-24851		
RC 300/ 350	2016 – 2017	2WD	89661-24A40	89661-24A41			
		4WD	89661-24A50 89661-24A60	89661-24A51 89661-24A61			
LS 600h	2014 – 2015	2UR-FSE	-	89661-50P70	89661-50P71		
	2016 – 2017			89661-50J90	89661-50U00		
LS 460	2014 – 2015	1UR-FSE	2WD Non-F Sport	89661-50P10 89661-50P11	89661-50P12		
			4WD Non-F Sport	89661-50P20	89661-50P21		
			4WD F Sport				

## MIL "ON" DTCP2610

### Parts Information (Continued)

MODEL	YEAR	ENGINE	DRIVETRAIN	PART NUMBER		PART NAME	QTY
				PREVIOUS	NEW		
LS 460	2016 – 2017	1UR-FSE	2WD Non-F Sport	89661-50J70	89661-50J71	Computer, Engine Control (ECM/PCM)	–
			2WD F Sport				
			4WD Non-F Sport	89661-50J80	89661-50J81		
			4WD F Sport				
–	–	–	–	00451-00001-LBL		Authorized Modifications Labels	1

**NOTE**

- The ECM (PCM) should NOT be replaced as part of the Repair Procedure.
- Authorized Modifications Labels may be ordered in packages of 25 from the Materials Distribution Center (MDC) through *Dealer Daily – Parts – Dealer Support Materials Orders*.

### Required Tools & Equipment

REQUIRED EQUIPMENT	SUPPLIER	PART NUMBER	QTY
Techstream 2.0*	ADE	TS2UNIT	1
Techstream Lite		TSLITEPDLR01	
Techstream Lite (Green Cable)		TSLP2DLR01	

\* Essential SST.

**NOTE**

- Only ONE of the Techstream units listed above is required.
- Software version 12.20.024 or later is required.
- Additional Techstream units may be ordered by calling Approved Dealer Equipment (ADE) at 1-800-368-6787.
- Use Techstream or an approved J2534 interface to perform flash reprogramming updates. Visit [techinfo.toyota.com](http://techinfo.toyota.com) for more information regarding J2534 reprogramming.

## MIL "ON" DTCP2610

### Required Tools & Equipment (Continued)

SPECIAL SERVICE TOOLS (SST)	PART NUMBER	QTY
GR8 Battery Diagnostic Station*	<a href="#">00002-MCGR8</a>	1

\* Essential SST.

**NOTE**  
Additional SSTs may be ordered by calling 1-800-933-8335.

### Calibration Information

MODEL	YEAR	ENGINE	DRIVETRAIN	CALIBRATION ID	
				PREVIOUS	NEW
RX 450h	2016	2GR-FXE	-	348Q4000 348Q4100	<a href="#">348Q4200</a>
GS 350	2014 – 2015	2GR-FSE	2WD	330V6000 330V6100	<a href="#">330V6200</a>
			4WD	330V7000 330V7100	<a href="#">330V7200</a>
LX 570	2014 – 2015	3UR-FE	-	360P3000	<a href="#">360P3100</a>
GS 450h	2015	2GR-FXE		330X5000	<a href="#">330X5100</a>
	2016			330Y8000 330Y8100	<a href="#">330Y8200</a>
IS 350	2014	2GR-FSE	2WD	353J3000 353J3100	<a href="#">353J3200</a>
			4WD	353J4000 353J4100	<a href="#">353J4200</a>
	2015		2WD	353M3000	<a href="#">353M3100</a>
			4WD	353M4000	<a href="#">353M4100</a>
IS 300/ IS 350	2016		2WD	353N0000	<a href="#">353N0100</a>
			4WD	353N1000	<a href="#">353N1100</a>
				353N2000	<a href="#">353N2100</a>
RC 350	2015		2WD	32423000	<a href="#">32423100</a>
		4WD	32424000	<a href="#">32424100</a>	
RC 300/350	2016 – 2017	2WD	32433000	<a href="#">32433100</a>	
		4WD	32434000	<a href="#">32434100</a>	
			32435000	<a href="#">32435100</a>	

## MIL "ON" DTCP2610

### Calibration Information (Continued)

MODEL	YEAR	ENGINE	DRIVETRAIN	CALIBRATION ID	
				PREVIOUS	NEW
LS 600h	2014 – 2015	2UR-FSE	–	350G3000	<a href="#">350G3100</a>
	2016 – 2017			350C3000	<a href="#">350M7000</a>
LS 460	2014 – 2015	1UR-FSE	2WD Non-F Sport	350G5000 350G5100	<a href="#">350G5200</a>
			2WD F Sport	350G5001 350G5101	<a href="#">350G5201</a>
			4WD Non-F Sport	350G6000	<a href="#">350G6100</a>
			4WD F Sport	350G6001	<a href="#">350G6101</a>
	2016 – 2017		2WD Non-F Sport	350C1000	<a href="#">350C1100</a>
			2WD F Sport	350C1001	<a href="#">350C1101</a>
			4WD Non-F Sport	350C2000	<a href="#">350C2100</a>
			4WD F Sport	350C2001	<a href="#">350C2101</a>

### Repair Procedure

- Using Techstream, check for the following stored DTC:  
P2610 – Engine Off Timer Performance.  
Is the DTC present?
  - YES** — Continue to step 2.
  - NO** — This bulletin does NOT apply. Continue diagnosis using the applicable Repair Manual.

## MIL "ON" DTCP2610

### Repair Procedure (Continued)

2. Check for the Authorized Modifications Label affixed to the vehicle in the locations shown below. Confirm if the ECM (PCM) calibration has been updated.  
Is the calibration ID listed the latest ECM (PCM) calibration?
  - **YES** — This bulletin does NOT apply. Continue diagnosis using the applicable Repair Manual.
  - **NO** — Continue to step 3.

**Figure 1. Location of Authorized Modifications Label on 2014 – 2015 GS 350, 2015 – 2016 GS 450h, 2016 – 2017 RC 300, and 2015 – 2017 RC 350**



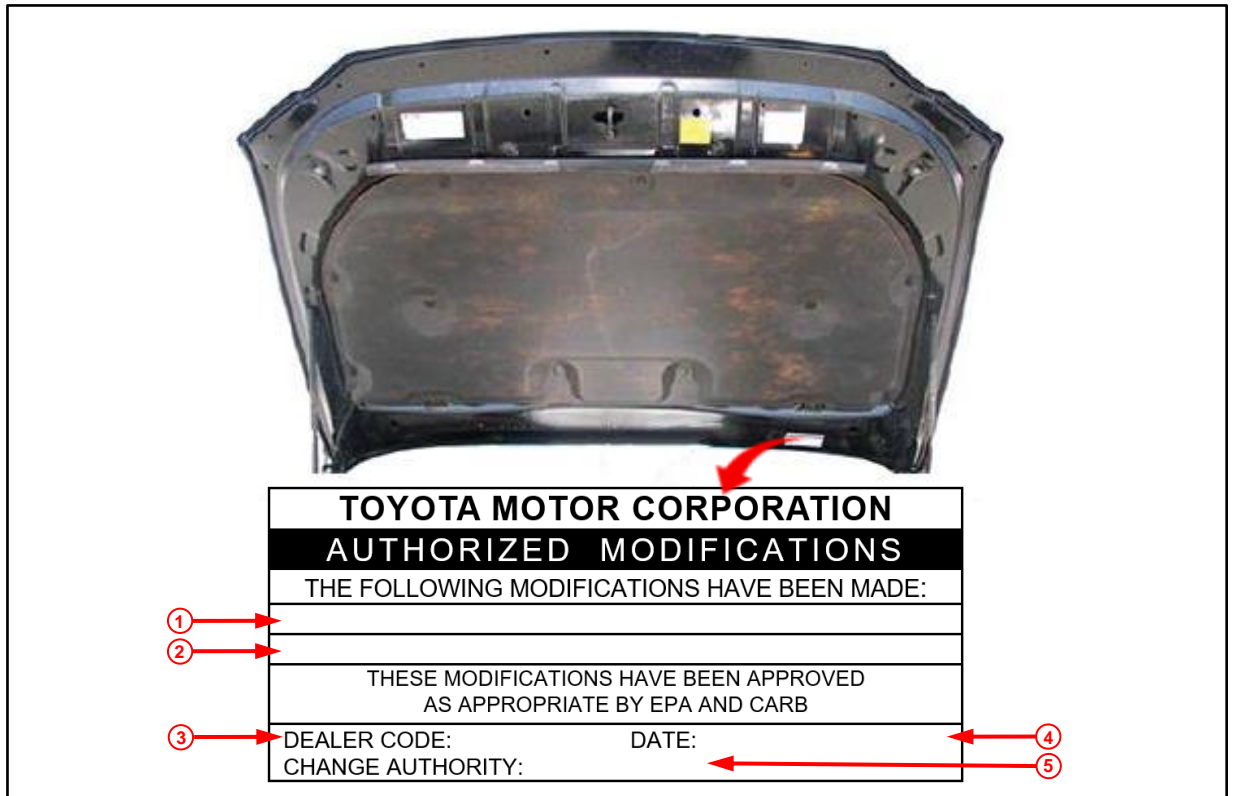
<b>1</b>	<b>Replacement ECM (PCM) Part Number (e.g., 89661-30X42)</b>
<b>2</b>	<b>New Calibration ID (e.g., 330V6200)</b>
<b>3</b>	<b>Dealer Code</b>

<b>4</b>	<b>Date Completed</b>
<b>5</b>	<b>This SB Number</b>

**MIL "ON" DTCP2610**

Repair Procedure (Continued)

**Figure 2. Location of Authorized Modifications Label on 2014 – 2015 LX 570**



<b>1</b>	<b>Replacement ECM (PCM) Part Number (e.g., 89661-60U51)</b>
<b>2</b>	<b>New Calibration ID (e.g., 360P3100)</b>
<b>3</b>	<b>Dealer Code</b>


<b>4</b>	<b>Date Completed</b>
<b>5</b>	<b>This SB Number</b>



**MIL "ON" DTCP2610**

Repair Procedure (Continued)

**Figure 3. Location of Authorized Modifications Label on 2016 IS 300 and 2014 – 2016 IS 350**



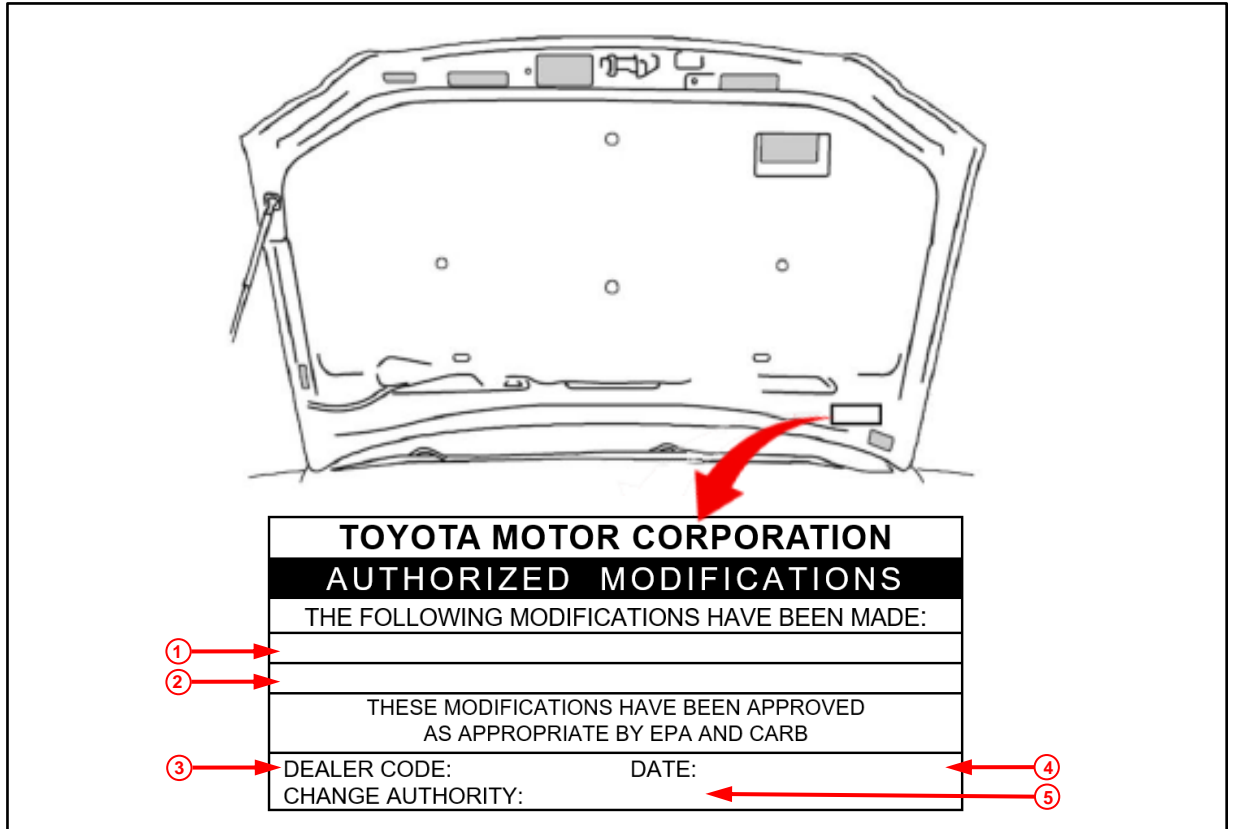
<b>1</b>	<b>Replacement ECM (PCM) Part Number (e.g., 89661-53N12)</b>
<b>2</b>	<b>New Calibration ID (e.g., 353J3200)</b>
<b>3</b>	<b>Dealer Code</b>

<b>4</b>	<b>Date Completed</b>
<b>5</b>	<b>This SB Number</b>

# MIL "ON" DTCP2610

## Repair Procedure (Continued)

**Figure 4. Location of Authorized Modifications Label on 2016 RX 450h**



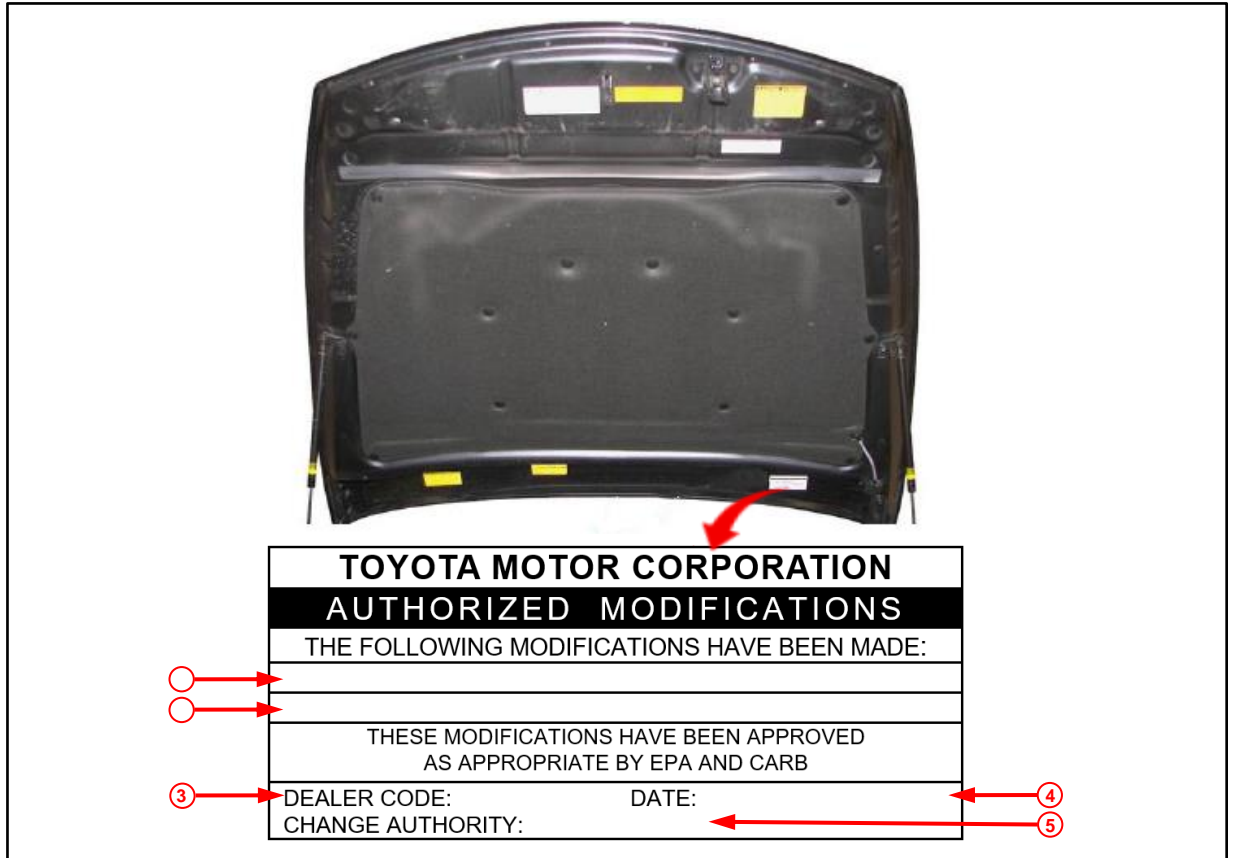
<b>1</b>	<b>Replacement ECM (PCM) Part Number (e.g., 89661-0E752)</b>
<b>2</b>	<b>New Calibration ID (e.g., 348Q4200)</b>
<b>3</b>	<b>Dealer Code</b>

<b>4</b>	<b>Date Completed</b>
<b>5</b>	<b>This SB Number</b>

# MIL "ON" DTCP2610

## Repair Procedure (Continued)

**Figure 5. Location of Authorized Modifications Label on 2014 – 2016 LS 600h and 2014 – 2017 LS 460**



<b>1</b>	<b>Replacement ECM (PCM) Part Number (e.g., 89661-50P71)</b>
<b>2</b>	<b>New Calibration ID (e.g., 350G3100)</b>
<b>3</b>	<b>Dealer Code</b>

<b>4</b>	<b>Date Completed</b>
<b>5</b>	<b>This SB Number</b>

### 3. Flash reprogram the ECM (PCM).

**NOTE**

- The GR8 Battery Diagnostic Station **MUST** be used in Power Supply Mode to maintain battery voltage at 13.5V while flash reprogramming the vehicle.
- For details on how to use the GR8 Battery Diagnostic Station, refer to the ["GR8 Instruction Manual"](#) located on *TIS – Diagnostics – Tools & Equipment – Battery Diagnostics*.

Follow the procedures outlined in Service Bulletin [L-SB-0001-18](#), "Techstream ECU Flash Reprogramming Procedure," and flash the ECM (PCM) with the NEW calibration file update.

## MIL "ON" DTCP2610

---

### Repair Procedure (Continued)

4. Prepare and install the Authorized Modifications Label.
  - A. Using a permanent marker, enter the following information on the label:
    - ECM (PCM) part number [*Refer to the **Parts Information** section for the **NEW PART NUMBER***]
    - Calibration ID(s) [*Refer to the **Calibration Information** section for the **NEW CALIBRATION ID***]
    - Dealer Code
    - Repair Date
    - Change Authority [***This bulletin number***]
  - B. Install the Authorized Modifications Label to the vehicle at the location shown in Figures 1 – 5. The Authorized Modifications Label is available through the MDC, P/N 00451-00001-LBL.
5. Test drive the vehicle to confirm proper vehicle operation.